


# NRA INTL STYLE RIFLE RULES

REVISED JANUARY, 2011

## NATIONAL RIFLE ASSOCIATION Official Rules and Regulations to govern the conduct of all Intl Style Rifle Matches (Includes Air Rifle, Smallbore Free Rifle, and 300 Meter Rifle)



These rules establish uniform standards for NRA sanctioned international rifle competition. Where alternatives are shown, the least restrictive conditions apply unless the tournament program sets forth limitations. They apply only to International Shooting Sport Federation type competition. They supersede all earlier editions and remain in effect until specifically superseded.

Tournament sponsors may not alter these rules. If sponsors require additional rules for special conditions, the additions must be fully set forth in the program for the competition concerned.

The arrangement and rule numbering systems are such that corresponding rules for other types of NRA competition are correspondingly located and numbered in the Rule Books for those competitions. Gaps in the sequence of rule numbers result from there being a rule in one or more of the other Rule Books that does not apply in this book.

Recommendations for rule changes may be forwarded to the Smallbore Rifle Committee in care of the National Rifle Association.

*NOTE: Rules in which major changes have been made for the current year are marked: ● (1.1). [Click here to see all changes since the last printing of this rule book.](#)*

**Click on the Section number or title to go to that Section.**

Safety	Sec 11	Tournament Officials
Approved vs Registered Tournaments	Sec 12	Team Officer's Duties & Position
Index	Sec 13	Physically Disabled Shooters
Sec 1	Sec 14	Scoring & Marking
Sec 2	Sec 15	Decision of Ties
Sec 3	Sec 16	Challenges & Protests
Sec 4	Sec 17	National Records
Sec 5	Sec 18	Competitor's Duties & Responsibilities
Sec 6	Sec 19	Classification
Sec 7	Sec 20	NRA Official Referee
Sec 8	Sec 21	NRA Competition Programs
Sec 9		Appendix
Sec 10		

## **SAFETY IS SHOOTING'S MOST IMPORTANT RULE**

These rules provide for the efficient and orderly operation of a tournament. But *that's not all*. Many local range regulations exist for one reason alone SAFETY. Others serve a dual purpose, smooth range operation and SAFETY.

It's your responsibility as a competitor or as a Tournament Official to be familiar with the rules and to know the meaning behind those which are safety oriented.

### **NRA GUN SAFETY RULES**

The fundamental NRA Rules for safe gun handling are:

- Always keep the gun pointed in a safe direction.
- Always keep your finger off the trigger until ready to shoot.
- Always keep the gun unloaded until ready to use.

**When using or storing a gun, always follow these NRA Rules:**

- Be sure the gun is safe to operate.
- Know how to safely use the gun.
- Use only the correct ammunition for your gun.
- Know your target and what is beyond.
- Wear eye and ear protection as appropriate.
- Never use alcohol or drugs before or while shooting.
- Store guns so they are not accessible to unauthorized persons.

Be aware that certain types of guns and many shooting activities require additional safety precautions.

To learn more about gun safety, enroll in an NRA safety training or basic marksmanship course, NRA hunter clinic or state hunter education class.

#### **Shooters Read:**

Actions Open	10.1.1
Rifles Unloaded	10.1.2
Loaded Rifles	10.1.3
Cease Firing	10.1.4 and 18.10

#### **Range Operators Read:**

Sec. 9	Competition Regulations and Range Operations
Sec. 10	Range Control
Sec. 11	Tournament Officials

## APPROVED AND REGISTERED TOURNAMENTS

Application forms for both types of Sanctioned Tournaments may be obtained from the NRA. Official application for approval to conduct an NRA Approved or Registered Tournament must be made to the Competitive Shooting Division. The deadline, in advance of firing date, for the receipt of the completed application forms and programs, is 30 days for Approved and 45 days for Registered Tournaments. See General Regulations for *Shooting Sports USA* deadlines.

A Registered Tournament is the more formal of the 2 types. Differences between the 2 types of competitive tournaments are:

	<b>Approved</b>	<b>Registered</b>	<b>Rule</b>
Scores used for classification	Yes	Yes	19.4
Scores used for National Records	No	Yes	17.5
NRA registration fee per competitor (remitted after the tournament is fired). This is explained in sponsor's packet	Yes	Yes	Gen'l Reg. A7, B7
Competitors must be NRA members	No	No	1.6(g)
Minimum number of shots required	No	No	Gen'l Reg A5, B5
NRA classification or category system must be used	Optional	Yes	Gen'l Reg. A4, B4
<i>NRA Membership Number is required</i> for classification purposes in all NRA Sanctioned Tournaments. Should a competitor not be an NRA member, he will be assigned a special number which allows his scores to be entered into the computer.			
Fixed award schedule	No	Yes	Gen'l Reg. A6, B6
Tournament Officials competing	Yes	Yes, except in National Championships	Gen'l Reg. A8, B8
Official Referee may be assigned by NRA	No	Yes, with the exception that a 3-member Jury will be assigned by the Tournament Sponsor	11.2.1
Sponsor required to furnish each competitor with Official Bulletin	No	Yes	Gen'l Reg. B12
Program prepared and distributed by Sponsor	Yes	Yes	Gen'l Reg. A2, B2

## INDEX

<i>Item Rule</i>	<i>Item</i>	<i>Rule</i>
Actions Open .....	Obsolete .....	19.9
Aliases .....	Protest .....	19.11
Ammunition .....	Reclassification .....	19.17
Approved Tournaments .....	Reporting Score .....	19.13
General Regulations .....	Score Reporting Book .....	19.14
Programs .....	Team .....	19.12
Refusal of .....	Temporary .....	19.14
Rules .....	Unsquadded Match .....	1.7(h), (k)
Artificial Illumination .....	Clock, Range .....	6.11
Artificial Support .....	Cloth, Ground .....	3.10
Assigned Classification .....	Clothing .....	3.11, 3.11.1
Assignment of Tournaments, Referee's .....	Coaching Prohibited .....	9.10
Authorization .....	College Competitors .....	2.8
Refusal or Withdrawal of .....	Teams .....	2.16
Authorized NRA Events .....	Commands, Firing Line .....	10.7
Rules .....	Repeating .....	10.6
Averages, Individual Classification .....	Communication .....	6.10
Backing Targets .....	Compensators .....	3.16.1
Breaking Ties	Competition, Types .....	1, 1.7
Aggregate Match .....	League .....	1.6 (h)
League .....	NRA .....	1
NRA/USAS-50 Target .....	Programs .....	21
Position .....	Competitor	
Single Position .....	Civilian .....	2.2
Team Match .....	Classification .....	18.4
Bribery .....	Classified .....	19.1
Bulletin Board, Checking .....	College .....	2.8
Bulletin, Official .....	Discipline .....	10.1
Changing .....	Disqualification .....	9.30
Correction of Errors .....	Eligibility .....	18.3
Match Director's .....	Hangs Targets .....	10.1.9
Preliminary .....	Individual Entries .....	18.5
Cards, Range Assignment .....	Junior .....	2.3
Score .....	Junior, Intermediate .....	2.3.1
Cartridge, Defective .....	Junior, Sub .....	2.3.2
Cease Firing .....	Knowledge of Program .....	18.2
Challenge .....	Competitor	
Fee .....	National Guard .....	2.5
Team Matches .....	Physically Disabled .....	13
Changing Rifles .....	Police .....	2.4
Civilian .....	Position .....	9.9
Civilian Club Team .....	Regular Service .....	2.6
Classification	Reserve .....	2.7
Appeals .....	Residence .....	2.20
Assigned .....	Responsibility .....	18.15
Averages, Scores used for .....	School .....	2.9
Classification	Substitution of Alternates .....	12.4
Changing in a Tournament .....	Suspension .....	9.31
Competitors .....	Unclassified .....	19.2
Competing in Higher Class .....	Will Score .....	10.5, 18.3.1
Establishing .....	Conduct, Disorderly .....	9.27
Falsification .....	Continuation of Fire .....	9.7
Individual Averages .....	Courses of Fire .....	7
Lack of Evidence .....	For National Records .....	17.5
Lifetime Master .....	Cross-Fires .....	9.25
Matches Used for .....	Cuffs, Slings .....	3.13

## INDEX

<i>Item Rule</i>	<i>Item</i>	<i>Rule</i>
Defective Cartridge.....9.4	Individual	
Procedure.....10.9	Squadding.....11.6.7	
Disabled Competitor, Physically.....13	Interference.....9.13.1	
Disabled Rifle.....9.5	With Targets.....9.13	
Discipline.....10.1, 18.1	Interruption of Fire.....10.3.2	
Disqualification.....9.30	Invitational Match.....1.7 (f)	
Distance, Firing.....6.4	Junior, Club Teams.....2.18	
Distinguished Int'l Shooter Badge.....Appendix	Competitors.....2.3	
Disturbances of Competitor.....10.1.8	Juries.....11.2.1	
Ear Protection.....3.20	Kits, Shooting.....3.9	
Early Shots.....14.5	Kneeling Position.....5.10	
Elbow Pads.....3.12	Kneeling Roll.....3.14.1	
Electronic Scoring Targets.....10.10	Knowledge of Program.....18.2	
Eligibility, Competitor.....18.3	Lack of Classification Evidence.....19.7	
Referee.....20.1	Late Shots.....14.5	
Empty Chamber Indicators.....3.21	League Competition.....1.6 (h)	
Entries, Individual.....18.5	League Ties.....15.11	
Examination of Rifle and Equipment.....9.8	Loaded Rifles.....10.1.3	
Finals (Shoot Off) Procedure.....7.10	Loading.....18.9	
Fire, Interruption of.....10.3.2	Loading, Number of Cartridges.....10.1.6	
Firing Line.....6.1	Loud Language.....10.2	
Commands.....10.7	Malfunction.....9.6	
Firing Point.....6.2	Procedure.....10.9	
Clearing.....18.12	Match.....15.1	
Reporting At.....18.7	Aggregate.....1.7 (l)	
Firing Position.....5	Air Rifle.....7.4	
Flags, Wind.....6.9	Classified.....1.7 (e)	
Gauges, Scoring.....14.3	Courses.....7	
General Equipment.....3.18	Delaying A.....10.3	
General Regulations for NRA Sanctioned	Deputy Match Director.....11.1.1	
Tournaments.....Appendix A&B	Director, Match.....11.1	
General Regulations.....1.4	Free Rifle Prone.....7.1, 7.5.1	
Gloves.....3.11	Free Rifle Position.....7.2, 7.5, 7.7	
Ground Cloth.....3.10	Individual Squadded.....1.7 (g)	
Ground, The.....5.1	Individual Unquadded.....1.7 (h)	
Hanging Targets, Competitors.....10.1.9	Invitational.....1.7 (f)	
Hits, Excessive.....14.7	National Championship.....1.6 (c)	
Hits, Non Visible.....14.9	NRA Sanctioned.....1.1	
Hits on Wrong Target.....14.10	Not Complete (Individual/Team).....9.11	
Illumination.....6.5	Open.....1.7 (c)	
Individual	Postal.....1.6 (i)	
Civilian.....2.2	Re-Entry.....1.7 (i)	
Classification Averages.....19.15	Registered.....1.6 (f)	
Classification, Matches used for.....19.4	Restricted.....1.7 (d)	
College.....2.8	Sectional.....1.6 (d)	
Entries.....18.5	Smallbore Free Rifle.....7.2, 7.7	
Junior.....2.3	Smallbore Sport Rifle.....7.1.1, 7.3, 7.8	
Match Coaching.....9.10	Smallbore Sport Rifle Prone.....7.1.1	
National Guard.....2.5	Squadding Tickets.....18.6	
National Record, Scores for.....17.3, 17.4	State Championships.....1.6 (e)	
Police.....2.4	Team, Squadded.....1.7 (j)	
Reclassification.....19.17	Unsquadded.....1.7 (k)	
Regular Service.....2.6	300 Meter Standard Rifle.....7.6	
Reserve.....2.7	Members, NRA.....2.1	
School.....2.9	Non-U.S. Citizen.....2.1.1	
Squadded Match.....1.7 (g)	Misplaced Shots.....14.7	

## INDEX

<i>Item Rule</i>	<i>Item</i>	<i>Rule</i>
Misplaced Sighting Shots .....		9.2.1
Misses Scored .....		14.4
Muzzle Brakes .....		3.16.1
National Championship Matches .....		1.6 (c)
National Guard Competitors .....		2.5
Teams .....		2.13
National Records .....		17
Course of Fire for .....		17.5
Individual Records.....		17.3
Scores Used.....		17.2
Team Records.....		17.4
Where Fired .....		17.1
Not Ready.....		10.1.5
Numbering of Bulleyes.....		15.2
Offhand Position .....		5.12
Officials, Tournament		
Chief Range Officer.....		11.4.1
Director, Deputy Match .....		11.1.1
Director, Match.....		11.1
Director, Range .....		11.4
Range Officers .....		11.5
Statistical Officer .....		11.6
Target and Pit Officers .....		11.7
Palm Rests .....		3.14
Passage of Time.....		8.4
Penalties/Disqualifications.....		9.30, 9.31
Plug Type Scoring Gauges,		
Authorized Use of.....		14.3.1
Police Competitors.....		2.4
Police Teams .....		2.14
Positions .....		5
Artificial Support .....		5.2
Competitor's .....		9.9
Firing .....		5
Kneeling .....		5.10
Prone.....		5.6
Standing .....		5.12
Postal Matches .....		1.6 (i)
Preliminary Bulletin.....		11.6.3
Preparation Period.....		10.3.1
Programs .....		21
Change to.....		11.1, 18.13
Knowledge of .....		18.2
Prone Position .....		5.6
Protests.....		16.2, 20.6
How to .....		16.3
Team Matches .....		16.4
Range		
Equipment, Destruction of.....		9.27.1
Policing.....		10.4
Standards.....		6
Reclassification.....		19.17
Records, Retention of.....		11.6.2
Re-Entry Match.....		1.7 (i)
Referee, NRA Official .....		20, 11.2
As Competitor .....		20.8
Referee, NRA Official		
Assigned to Tournaments .....		20.7
Certification .....		20.2
Duties, General .....		20.3
Before Tournament.....		20.4
During Tournament.....		20.5
Eligibility.....		20.1
Handling Challenges and Protests.....		20.6
Status .....		20.9
Refires.....		10.9, 9.14
Refusal to Obey .....		9.28
Regional Matches .....		1.6
Registered		
Matches.....		1.6
Tournaments .....		1.1 and Page iii
General Regulations .....		1.4
Programs .....		21
Refusal.....		1.5
Registered Tournaments		
Rules .....		1.3
Regular Service Competitors.....		2.6
Team .....		2.13
Regulations, General, NRA Events .....		1.4
Release Triggers.....		3.16
Reporting at Firing Point .....		18.7
Reserve, Competitor .....		2.7
Teams.....		2.13
Residence, Competitor's.....		2.20
Responsibility, Competitor's .....		18.15
Rest, Palm .....		3.14
Restricted Match .....		1.7
Ricochets .....		14.8
Rifle		
Any .....		3.2
Changing .....		9.1
Disabled.....		9.5
Junior.....		3.4
Loaded.....		10.1.3
Unloaded .....		10.1.2
Rifle Butt, Position of .....		5.3
Roll, Kneeling.....		3.14.1
Rules, Evasion of .....		9.29
NRA Events.....		1.3
Sanctioned Leagues .....		1.6
School, Competitors .....		2.9
Teams.....		2.17
Scopes, Spotting.....		3.8
Score		
Cards		
Must be Signed.....		18.14
Targets Are .....		14.2.1
Checking.....		18.11
Classification, Average.....		19.5, 19.15
Competitors Will Score.....		10.5, 18.3.1
Falsification .....		9.24
Gauges.....		14.3

## INDEX

<i>Item Rule</i>	<i>Item</i>	<i>Rule</i>
Score		
National Records.....	17.1, 17.2, 17.3, 17.4, 17.5	
Scoring		
Altered Targets.....	14.11	
Devices.....	14.3	
Early Shots.....	14.5	
Electronic Scoring.....	14.3.3	
Excessive Hits.....	9.25, 14.10, 14.7	
Gauges, Authorized Use of Plug.....	14.3.1	
Hits on Wrong Bullseye.....	14.10	
Hits on Wrong Target.....	14.10	
How to.....	14.3	
Inner Tens.....	14.3.2	
Late Shots.....	14.5	
Misses.....	14.4	
Non-visible Hits.....	14.9	
Ricochets.....	14.8	
Signal System.....	14.18	
Ties, Decision of.....	15	
Visible Hits and Close Groups.....	14.9	
When to.....	14.1	
Where to.....	14.2	
Sectional Matches.....	1.6 (d)	
Shoes.....	3.11.1 (c)	
Shoot Off Procedure.....	7.10	
Shooting Kits.....	3.9	
Shots		
Ricochet (Skid).....	14.8	
Sighting.....	9.2	
Sighting, Misplaced.....	9.2.2	
Sights.....	3.7	
Single Loading.....	10.1.6	
Signed, Score Cards Must Be.....	18.14	
Slings.....	3.13	
Spotting Scopes.....	3.8	
Squadded		
Individual Match.....	1.7 (g)	
Team Match.....	1.7 (j)	
Squadding.....	11.6.7	
Squadding Tickets.....	18.6	
Stage.....	1.7 (b)	
Standing Position.....	5.12	
State, Association Teams.....	2.12	
Championships.....	1.6 (e)	
Statistical Office Duties.....	11.6.1	
Status of Referee.....	20.9	
Support, Artificial.....	5.2	
Suspension.....	9.31	
Targets.....	4	
As Score Cards.....	14.2.1	
Backing.....	6.7	
Carriers, Ranges With.....	10.1.9	
Dimensions.....	4.1	
Distance.....	6.4	
Electronic Scoring.....	10.10, 14.3.3	
Height.....	6.8	
Targets		
Illumination.....	6.5	
Interference.....	9.13	
Mounting.....	10.1.9	
Numbers.....	6.6	
Officers.....	11	
Official.....	4.1	
Teams		
Affiliated Club.....	2.11	
Alternates, Substitution.....	12.4	
Captain.....	12.1	
Civilian Club.....	2.15	
Classification.....	19.12	
Coaching.....	12.2	
Junior Club.....	2.18	
Match Challenges.....	16.4	
Match Protests.....	16.4	
Match Ties.....	15.8	
National Guard.....	2.13	
National Records.....	17.4	
Pickup.....	2.10	
Police.....	2.14	
Regular Service.....	2.13	
Representation.....	2.10	
Reserve.....	2.13	
School.....	2.17	
Squadded.....	11.6.8	
State Association.....	2.12	
Time, Passage of.....	8.4	
Unsquadded Match.....	1.7 (k)	
Telescope, Spotting.....	3.8	
Temporary Classification.....	19.14	
Tickets, Squadding.....	18.6	
Ties		
Aggregate Match.....	15.5	
League.....	15.11	
On NRA/USA-50 Target.....	15.4	
Position, Individual.....	15.3	
Team Match.....	15.8	
Ties for Selection of U.S. Team.....	15.12	
X-Ring Shots of Higher Value.....	14.3	
Time		
Allowance.....	8.2	
Computing.....	8.1	
Limits.....	7, 8	
Passage of.....	8.4	
Timing.....	18.8	
Tournament.....	1.1	
Approved.....	1.6 (g)	
Chief Range Officer.....	11.4.1	
Deputy Match Director.....	11.1.1	
Director, Match.....	11.1	
Range Officer.....	11.5	
Referee.....	11.2	
Registered.....	1.6 (f)	
Statistical Officer.....	11.6	

## INDEX

<i>Item Rule</i>	<i>Item</i>	<i>Rule</i>
Tournament		
Target Officer .....	11.7	
Unclassified Competitor.....	19.2	
Unloaded Rifle .....	10.1.2	
Unsquadded, Individual Match .....	1.7 (h)	
Team Match .....	1.7 (k)	
Weight of Rifles		
Air Rifles .....	3.6	
Free Rifles .....	3.1, 3.3	
Standard Rifle .....	3.4	
Weighing Triggers.....	9.8	
Standard Rifle .....	3.4	
Withdrawal of NRA Authorizations .....	1.5	

## 1. NRA COMPETITION

**1.0 NRA Competition** - NRA Competition is a competition which is authorized in advance of firing by the NRA. The program, range facilities and officials must comply with standards established by the NRA. The types of tournaments which are sanctioned are listed in Rule 1.6.

**1.1 Sanctioned Tournaments** - A series of matches covered by an Official Program. Such matches may be all individual matches, all team matches, or a combination of both. They may all be fired matches or a combination of fired and aggregate matches. A tournament may be conducted on one day, or successive days, or may provide for intervening days between portions of the tournament, such as tournaments programmed to be conducted over more than one weekend.

**1.2 Authorization** - Before being publicized in programs or otherwise, the sponsoring organization of each type of competition mentioned in Rule 1.6 shall have agreed to comply with the current regulations for such competition and shall have received notice from the NRA that the competition applied for has been authorized.

**1.3 Rules** - The local sponsor of each type of competition must agree to conduct the authorized competition according to NRA Rules, except as these rules have been modified by the NRA in the General Regulations for that type of competition.

**1.4 General Regulations** - The local sponsor of each type of competition must agree to comply with the General Regulations published by the NRA for the competition concerned. See the Appendix in the back of this rule book.

**1.5 Refusal or Withdrawal of NRA Authorization** - The NRA may refuse to authorize or may withdraw its authorization for any competition which cannot, or does not, comply with the requirements for that competition.

**1.6 Types of Tournaments** - The types of tournaments listed below are those which are sanctioned by NRA in its Competitive Shooting program.

- (c) *National Championships* - Organized by the NRA, and in some cases in conjunction with the Civilian Marksmanship Program (CMP), to form the National Matches. The Officials thereof are appointed by the NRA, in some circumstances in cooperation with the CMP. These will be Registered Tournaments.
- (d) *Sectional Championships* - Arranged between the NRA and a local sponsoring organization. These will be Registered Tournaments.
- (e) *State Championships* - Annual tournaments authorized and/or conducted by State Rifle and/or Pistol Associations affiliated with the NRA. Such State Associations may, if desired, authorize local organizations to sponsor and conduct State Championships. In states where there is no NRA affiliated State Association the NRA may authorize a local organization to sponsor and conduct the State Championship. State Championships will be Registered Tournaments.
- (f) *Registered Tournaments* - May be authorized by the NRA after application has been filed by the local organization which will act as sponsor. Application forms are available from NRA on request. National Records may be established only in Registered Tournaments (see Rule 17.1).
- (g) *Approved Tournaments* - May be authorized by the NRA after application has been filed by the local organization which will act as the sponsor. Application forms are available from NRA on request.
- (h) *Sanctioned Leagues* - (shoulder-to-shoulder or postal) May be authorized by the NRA after application has been filed by a local group or organization. Application forms are available from NRA on request. Sanctioned League scores are used for classification. A League need not be operated by an affiliated club or organization.
- (i) *Postal Matches* - Organized by the NRA and publicized through the *Shooting Sports USA* announcements and/or special mailings. A Postal Match or home range match is a competition in which entrants fire separately on their home ranges and exchange scores or submit their scores and/or targets

to NRA Headquarters where scores are evaluated and ranked. The firing of Postal Match scores must be witnessed.

- (j) *Special Tournaments* - May be sanctioned by NRA for types of shooting not otherwise a part of the NRA program.
- (k) *State and Senior Games* - Tournaments which are part of the State and Senior Game program. Such tournaments are not charged fees, nor will any scores fired be used for classification. A simplified sanctioning procedure may be used, and they will be listed in the *Coming Events* section of *Shooting Sports USA* with the only contact being the State Coordinator.

### **1.7 Types of Matches**

- (a) *Match* - A complete event as indicated in the program for the awarding of certain specific prizes. A match may consist of one or of several stages. It may, in the case of aggregate matches, include the scores fired in several subsidiary matches.
- (b) *Stage* - A portion of a match which consists of one or more strings fired in one position, distance, time allowance (slow or rapid fire, for example), or target.
- (c) *Open Match* - A match open to anyone, except that if so stated in the program an open match may be limited to one or any combination of the following.
  - (1) United States citizens
  - (2) Members of the National Rifle Association of America
- (d) *Restricted Match* - A match in which the competition is limited to specified groups, i.e., juniors, women, police, civilians, veterans, etc.; or to specified classes, i.e., Master, Experts, Sharpshooters, Marksmen, etc.
- (e) *Classified Match* - A match in which awards are given to the winners and to the highest competitors in several specified classes such as Masters, Experts, Sharpshooters, Marksmen. The classification of competitors may be accomplished by the National Classification System (Sec. 19) or by other means. The program for classified matches must specify the groups or classes in which awards will be made.
- (f) *Invitational Match* - A match in which participants are limited to those who have been invited to compete.
- (g) *Squadded Individual Match* - A match in which each competitor is assigned a definite relay and target by the Statistical Office. Failure to report on the proper relay or firing point forfeits the right to fire. All entries must be made before firing commences in that match, except when otherwise stated in the tournament program.
- (h) *Unsquadded Individual Match* - A match in which the competitor is not assigned a definite relay or target by the Statistical Office. The competitor reports to the Range Officer within the time limits specified in the program and is then assigned to a target and a relay in which to fire.
- (i) *Re-Entry Match* - A match in which the competitor is permitted to fire more than one score for record; one or more of the highest scores being considered to determine the relative rank of competitors. The number of scores which may be fired, and the number of high scores to be considered in deciding the relative rank of competitors must be specified in the program. Scores fired in these matches shall not be used for classification purposes.
- (j) *Squadded Team Match* - A match in which the teams are assigned a definite time to fire. Teams may be assigned one or more adjacent targets. All entries must be made before firing commences in that match. The entire team must report and fire as a unit.

- (k) *Unsquadded Team Match* - A match in which the teams may report to the firing line at any time within the limits specified in the program, targets being assigned by the Range Officer. The entire team must report and fire as a unit, unless the program provides otherwise.
- (l) *Aggregate Match* - An aggregate of the scores from two or more matches. This may be an aggregate of match stages, individual matches, team matches, or any combination, provided the tournament program clearly states the matches which will comprise the aggregate. Entries in aggregate matches must be made before the competitor commences firing in any of the matches making up the aggregate match.

## PUBLIC AFFAIRS

All tournament sponsors are urged to give special consideration to the news media personnel in order to achieve maximum publicity for the competition. Public news needs of media personnel representing print and/or broadcast should be given every consideration and cooperation in keeping with the proper conduct of the competition.

## 2. ELIGIBILITY OF COMPETITORS

**Eligibility of Competitors** - *The conditions of a match shall prescribe the eligibility of competitors, teams or individuals, in accordance with Rule 1.6 and/or the definition contained in Section 2. Any limitations of eligibility to compete must be stated in the match program.*

### INDIVIDUALS

**2.1 Members of the National Rifle Association** - Any individual member including Benefactors, Patrons, Endowment, Life, Annual, Associate, Non-Resident and Junior members.

**2.1.1 Non-U.S. Citizens** - Non-U.S. Citizens may compete in any NRA Sanctioned Tournament, unless further restrictions are imposed by conditions stated in the program.

**2.2 Civilian** - Any civilian including all members of the Reserve Officers Training Corps (ROTC, NROTC and AFROTC), personnel of the State Security Forces (e.g., State Guard organizations having no federal recognition), retired members of each of the several services comprising the Armed Forces of the United States, and members and former members entitled to receive pay, retirement pay, retainer pay or equivalent pay, are classified as civilians except as noted in the example below. All competitors who are enrolled as undergraduates of any of the service academies will be considered as civilians, and may compete in collegiate and ROTC categories.

Individuals of any Reserve or National Guard components who, during the present calendar year, have not competed as National Guard (2.5) or Regular Service (2.6) or Reserve component (2.7) and have not been provided Service support for competition in the form of firearms, ammunition, payment of travel or other expenses, wholly or in part, may fire as civilians and may be eligible to compete as Junior or Collegiate. The provision of firearms and ammunition for a specific competition (i.e., National Matches), when such is available to both military and civilian competitors, is not considered Service support under this rule.

Unless specifically authorized to do so by the tournament program, members of the regular Army, Navy, Air Force, Marine Corps, Coast Guard; members of the reserve components on active duty; retired personnel of the several services comprising the Armed Forces of the United States on active duty; or police (2.4) are not permitted to compete as civilians.

**2.2.1 Senior** - A person may compete as a Senior beginning on January 1 of the calendar year in which his or her 60th birthday occurs.

**2.3 Junior** - A person may compete as a Junior through December 31 of the calendar year in which his or her 20th birthday occurs. Individuals who have National Guard, Reserve or Active Duty status and receive support (as defined in Rule 2.2) may not compete as Juniors.

**2.3.1 Intermediate Junior** - A Junior may also compete as an Intermediate Junior from January 1 of the calendar year in which his or her 15th birthday occurs through December 31 of the calendar year in which his or her 17th birthday occurs.

**2.3.2 Sub-Junior** - A Junior may also compete as a Sub-Junior through December 31 of the calendar year in which his or her 14th birthday occurs.

## **2.4 Police**

- (a) Regular full time law enforcement officers of a regularly constituted law enforcement agency of a municipal, county, state, or federal government. Full-time Police Firearms Instructors in Law Enforcement or Police Academies are eligible to compete in the respective Police category. Official current identification from the agency employing a civilian full-time Police Firearms Instructor will be required.
- (b) Full-time salaried Railroad Police; Penal Institution Guards; Industrial Police, including Bank Guards; and Armored and Express Company Guards.
- (c) Officers of a regularly organized Reserve or Auxiliary named in (a) above, provided that when on duty they are required to perform the same law enforcement functions and/or duties as the agency to which they are in reserve and are authorized to be armed by the appointing authority.
- (d) Officers who qualify under sections (a) and (b) may, after retirement and if receiving retirement benefits, may enter competition covered by these rules. Such retirees who are employed after retirement in any agency which qualifies for entry in NRA Sanctioned competition as a police agency may not compete as a retired officer, but may compete as a member of the organization in which he is at present serving.
- (e) Military Police; Members of the Armed Forces of the United States, Regular or Reserve component; private detectives; private bodyguards; honorary police or sheriffs; consultants; or any persons who are members of a body organized for ceremonial purposes may not compete in NRA Sanctioned Tournaments in the Police category regardless of the name given to such a body and regardless of the titles given such members.
- (f) Persons employed as Industrial Police by private industry on a part-time basis, or where such employment is not the sole occupation of such persons, may not compete in NRA Sanctioned Tournaments in the Police category.

**2.4.1 Eligibility Authentication** - It is the competitor's responsibility to have a police identification card in his possession when entering and competing in the Police category in any NRA Sanctioned Tournament.

**2.5 National Guard** - Federally recognized officers or enlisted members of the Army National Guard, the Air National Guard, or the Naval Militia of the several states, territories, the District of Columbia, or the Commonwealth of Puerto Rico, who are not on extended active duty, are eligible to compete as Juniors and/or collegiate if otherwise qualified.

**2.6 Regular Service** - Officers or enlisted persons of the Regular United States Army, Navy, Air Force, Marine Corps, Coast Guard, and members of reserve components thereof, who are on extended active duty; provided the term "reserve components" shall include Army National Guard and Air National Guard called into federal service and while in such status are eligible to compete as Juniors and/or Collegiate, if otherwise qualified.

**2.7 Reserve Components** - Officers and enlisted persons of any reserve components of the Armed Forces, exclusive of the Army National Guard and the Air National Guard of the United States, not on extended active duty are eligible to compete as Juniors and/or Collegiate, if otherwise qualified.

**2.8 College** - Regularly enrolled undergraduate students who carry 12 or more semester hours or the equivalent in an accredited two or four year collegiate level institution and who have not received a Bachelor's Degree. Eligibility to compete as a collegian shall extend for a maximum of four years within a five year period beginning when a student first attends any class as a full-time (12 or more credit hours) student. The five year period may only be interrupted by extended military service. (60 consecutive days or more), service with a recognized foreign aid agency of the U.S. Government or certified missionary service.

**2.9 School** - Regularly enrolled undergraduate students of any primary or secondary school, who comply with the eligibility rules of their institutions.

**2.9.1 Military Scholastic** - is a Junior who is an active member of a high school JROTC unit or enrolled in a military high school.

## TEAMS

**2.10 Team Representation** - No competitor may fire on more than one team in any one match.

*Note: Entries will not be accepted from "pickup" teams (teams whose members are selected without regards to club or other organizational affiliation) unless the program specifically provides for such eligibility. Pick-up teams are not eligible for National Records.*

*Team membership may not change between aggregate and fired matches (See Rule 17.4)*

**2.11 Club Teams** - All team members, including team captain and coach, must have been active fully-paid members of the club which the team represents for a period of at least 30 days immediately prior to the competition. The club may be affiliated with NRA. As specifically allowed by conditions of the program, a person who is not a club member may serve as a non-firing coach of such a team. There are two types of teams allowed in this rule:

- (a) Local Club Teams - Local club teams must be composed of members who reside legally within the same state, territory or province, or residents of other states who reside within 50 miles of the local club.

*Note: The Internet website, MapQuest®, will be used to determine the distance between the local club's NRA address of record and the competitor's NRA address of record.*

- (b) Open Club Teams - Open Club Teams must be composed of members all of whom are not necessarily legal resident in the same state, territory or province. (A single club could have more than one team, one of which could be a Local Club Team; and another an Open Club Team.)

**2.11.1 Affiliated Other Organizations** - All members of such teams must have been fully-paid members of the organization the team represents, for a period of at least 30 days immediately prior to the competition, and the organization must be affiliated with the NRA and in good standing.

**2.12 State Association** - Team Members of such teams must be bona fide residents of the state represented and individual members of the State Rifle and/or Pistol Association represented, if such State Association provides for individual membership, or be members of a rifle and/or pistol club which is affiliated and in good standing with the State Association concerned at the time of the competition. State Association Teams permitted to enter the competition concerned by the tournament program conditions must be authorized and accredited by the State Association for that tournament. Authorization shall be signed by the State Association President, Vice President or Secretary. Such State Associations must be affiliated and in good standing with the NRA at the time of the competition. If specifically allowed by conditions of the program, a person not a State Association member may serve as the coach of a State Association Team. He may not be a firing member.

*Note: Teams representing State Associations, Leagues and Other Associations (composed of more than one club) are not club teams. Such teams may enter NRA Sanctioned matches only when the program specifically authorizes such entry.*

**2.13 Regular Service, National Guard or Armed Forces Reserve Teams** - Members of such teams must have been commissioned or enlisted members of their respective service for a continuous period of at least 30 days immediately preceding the day of the competition. Members of Regular Armed Forces will not fire on Reserve teams. Teams must be of the same service component, except in cases specified in the Match Program and Army National Guard, Air National Guard and Naval Militia personnel who may be combined into a single team.

**2.14 Police Teams** - Members of such teams must be from the same agency, regular or reserve, and in active service for a continuous period of at least 30 days immediately preceding the day of competition.

**2.15 Civilian Club Teams** - Firing and alternate members of such teams must comply with Rules 2.2 and 2.11.

**2.16 College Teams** - Firing and alternate members of such teams must comply with Rules 2.8 and 2.11 and be students at the same institution.

**2.17 School Teams** - Firing and alternate members of such teams must comply with Rules 2.9 and 2.11 and be students at the same institution.

**2.17.1 Military Scholastic Team** - Firing and alternate members of such teams must comply with Rule 2.9.1 and 2.1.

**2.18 Junior Club Teams** - Firing and alternate members of such teams must comply with Rules 2.3 and 2.11.

**2.20 Residence** - In those matches which are limited to residents of any specified geographical area a resident is defined as:

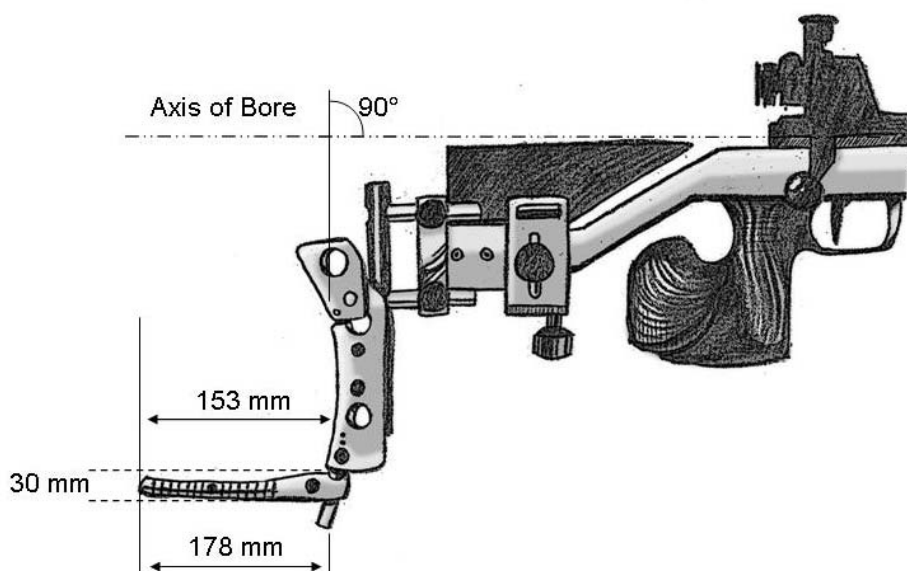
- (a) A person who presents photo identification issued by a government entity, which shows a residential address within the specified geographical area.
- (b) Military Personnel: The place of residence of members of the military establishments on active duty is defined as the place at which he is stationed by reason of official orders, provided he has been so stationed within the specified area for a period of at least 30 days immediately prior to the day of the match. In the case of Retired, Reserve, or National Guard personnel not on active duty, the provisions of paragraph (a) will apply. Naval personnel assigned on sea duty qualify for a residence in the area which is the usual base or home port of the unit to which attached.
- (c) Federal and State Law Enforcement Officers: The provisions of paragraph (b) will apply.

### 3. FIREARMS, EQUIPMENT, AND AMMUNITION

*This section defines authorized equipment. Where alternative types of equipment are shown, the least restrictive conditions apply unless the tournament program sets forth limitations.*

**3.1 Smallbore Free Rifle** - All rifles chambered for 5.6 mm rimfire cartridges (.22 long rifle), permitted provided that they do not exceed the following limitations:

- (a) The weight of the rifle may not exceed 8 kg (~17 lb 10 oz) including palm rest and butt plate if used.
- (b) The grip for the right hand (left hand for left handed shooters) may not be constructed in such a way that it rests on the sling or on the left arm.
- (c) Butt plate and hook - A butt hook projecting not more than 153 mm (~6 inches) past the rear of a line, which is perpendicular to a line drawn through the axis of the bore of the rifle, and which is tangent to the deepest part of the butt plate depression that normally rests against the shoulder. It must have a total outside length around any curve or bend of not more than 178 mm (7 inches).



- (d) Sights: See Rule 3.7.
- (e) Palm rest: See Rule 3.14.
- (f) Materials that give increased grip may not be added to the forend, pistol grip, butt plate or lower part of the stock.

**3.2 Smallbore Sport Rifle** - Same as Rule 3.1 except that the weight of the rifle must not exceed 6.5 kg (14 lb 5 oz).

**3.3 300 Meter Free Rifle** - Same as Rule 3.1, except that the caliber may not exceed 8 mm (32 caliber). The maximum width of a mirage band is 60 mm (~2 ¼ inches).

#### **3.4 300 Meter Standard Rifle**

- (a) The caliber may not exceed 8 mm (32 caliber)
- (b) Minimum trigger weight: 1500 grams (3 lb. 5 oz.), to be measured with the barrel in a vertical position. A set trigger is prohibited.

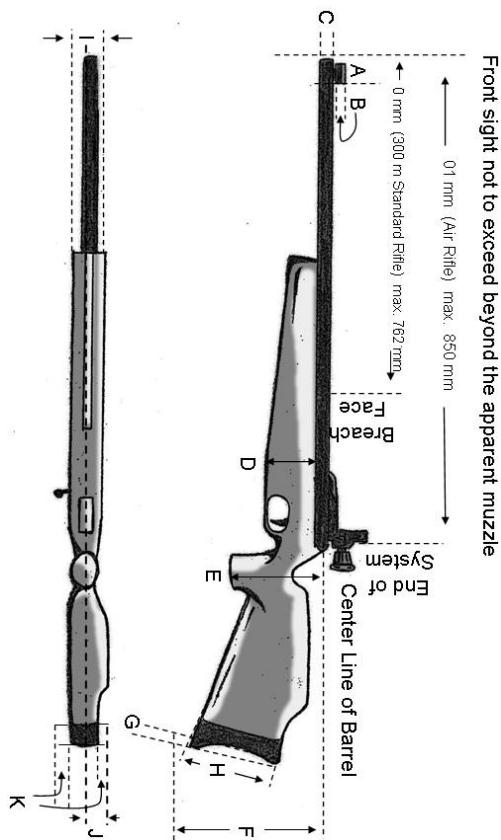
- (c) The same rifle must be used in all positions without change. This does not refer to adjustment of butt plate and handstop nor to the changing of front sight inserts nor to adjustment of the rear sight windage and elevation or its eyepiece.

*Note: The changing of the complete front and/or rear sights is not permitted.*

- (d) The butt plate may be adjustable only upward or downward up to 30 mm (~1 ¼ inch) from a neutral position. Left or right maximum 15 mm (~½ inch) or it may be turned a maximum of 15 degrees.

*Note: The butt plate may be offset to the left or the right of the neutral position, but only parallel to the butt's center line. A butt plate may be offset or turned, but never offset and turned. A factory made butt plate, which is turned, may not be offset too.*

- (e) Thumb hole, thumb rest, palm rest, heel rests (Rule 3.14.2) and spirit level are prohibited. If a stock is less than the maximum allowed dimension, it may be brought up to the dimension. Any addition must conform to the existing form and in no case may the pistol grip or forend be anatomically formed.
- (f) The length of the stock and the height of the cheekpiece may not be changed during the course of fire.
- (g) Sights: See Rule 3.7
- (h) Exterior weights, bipod or attached rifle rest are prohibited. Only concentric barrel weights and weights attached to the forend, which do not exceed the dimensions of the forend, and also conform to its existing shape are permitted. Barrel weights which are cut away to accommodate the front sight are permitted. The same rifle including stock must be used in all positions without change. The rifle may not be removed from the firing point during the course of fire except with permission of range officials. Handstop/Sling swivel is prohibited in the standing position.
- (i) Materials that give increased grip may not be added to the forend, pistol grip, butt plate or lower part of the stock.
- (j) If an extension tube is used on the barrel, the overall length, measured from the breech face to the apparent muzzle, must not exceed 762 mm (30 inches). The extension tube must not be perforated.
- (k) The weight of the rifle with sights and handstop may not exceed 5.5 kg (~12 lb 2 oz).



MAXIMUM MEASUREMENTS FOR DIMENSIONS C, D, E, F, AND J FROM CENTERLINE OF BARREL

### 300 METER OR INTERNATIONAL AIR RIFLE

- A. Length of front sight tunnel: 50 mm (~2 inches)
- B. Diameter of front sight tunnel: 25 mm (~1 inch)
- C. Height of center of front sight ring or top of post (either directly above or off-set, for those shooters firing from the right shoulder but aiming with the left eye) (Reverse for left handed shooters): 60 mm (~2 ¼ inches)
- D. Depth of forend in front of trigger guard: 90 mm (~3 ½ inches)
- E. Lowest point of pistol grip 160 mm (~6 ¼ inches)
- F. Lowest point of stock or toe butt plate: 220 mm (~8 ¾ inches)
- G. Depth of curve of butt plate: 20 mm (~¾ inch)
- H. Heel to toe length of butt plate: 153 mm (~6 inches)
- I. Total thickness (breadth) of forend: 60 mm (~2 ¼ inches)
- J. Width of cheek piece from centerline of barrel: 40 mm (~1 ½ inches)
- K. Offset of butt plate from the center-line of the normal end of the butt plate left or right 15 mm (~½ inch). Movement of butt plate, upward or downward from the neutral position: 30 mm (~1 ¼ inch).

**3.5 NRA High Power Rifle** - A rifle meeting NRA High Power Rifle Rules 3.3 or 3.4 may be substituted for the 300 Meter Standard Rifle described above. National Records may NOT be established using this rule.

**NRA High Power Rifle Rule “3.3 NRA Match Rifle** - A center fire rifle with metallic sights and a magazine capable of holding not less than 5 rounds. The service rifle may be used unless otherwise specified in the International Rifle

program. Any Service Rifle used as an NRA Match Rifle shall conform to Rules 3.1, 3.1.1, or 3.1.2 as applies to trigger pull. (These are High Power rules applying to M1, M14 and M16 rifles all specifying not less than a 4 ½ pound trigger pull.)”

**NRA High Power Rifle Rule “3.4 Sporting Rifle** - A center fire rifle of any caliber, not equipped with palm rest of Scheutzen type butt plate weighing not over 9 pounds, excluding a sling and including sights.”

**3.6 Air Rifle** - Any type of compressed air or CO<sub>2</sub> rifle which conforms to the specifications shown in the previous figure and with the following additional restrictions.

- (a) Caliber 4.5 mm (177 cal.)
- (b) A set trigger is prohibited.
- (c) The butt plate may be adjustable only upward or downward up to 3 cm (~1 ¼ inches) from a neutral position. Left or right maximum 15 mm (~½ inch) or it may be turned a maximum of 15 degrees.

*Note: The butt plate may be offset to the left or the right of the neutral position, but only parallel to the butt's center line. A butt plate may be offset or turned, but never offset and turned. A factory made butt plate, which is turned, may not be offset too.*

- (d) Thumb hole, thumb rest, palm rest, heel rest (Rule 3.14.2) and spirit level are prohibited.
- (e) Sights: See Rule 3.7.
- (f) The weight of the rifle with sights (and without handstop) may not exceed 5.5 kg (~12 lb 2 oz).
- (g) The length of the stock and the height of the cheekpiece may not be changed during the course of fire.
- (h) Only concentric barrel weights and weights attached to the front of the forend and also conform to its existing shape are permitted.
  - 1) A bipod or attached rifle rest is not permitted.
  - 2) The handstop/sling swivel is not allowed in the standing position.

*Note: If a concentric barrel weight is manufactured with a cut out for the front sight support and/or tunnel, this weight may be used behind the front sight if this barrel weight remains unchanged.*

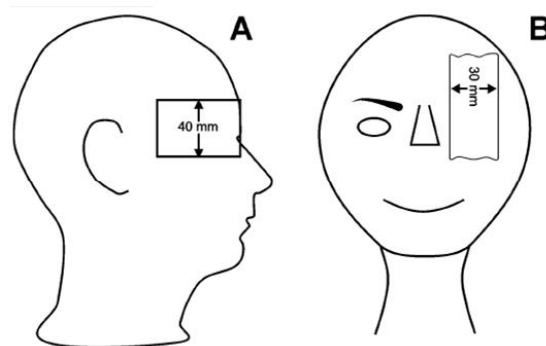
- (i) Materials that give increased grip may not be added to forend, pistol grip, butt plate or lower part of the stock. (Tape or glove may not be used on the right hand)
- (j) The total length of the air rifle system measured from the back-end of the mechanism or air cylinder to the foremost end of the system, including any extension, (whether it is attached to the barrel or not) may not exceed 850 mm (~33 ½ inches). The extension tube must not be perforated.

### **3.7 Sights**

- (a) Corrective lenses may not be attached to the firearm, in the rear sight, etc. Corrective glasses, and or filters, may be worn by the shooter.
- (b) Any sight not containing lens or system of lenses is permitted. Light filters may be fitted to the front or rear sight, or both.
- (c) Telescopic - Telescopes on rifles are prohibited.

- (d) A blinder may be attached to the rifle or rear sight. The blinder must not be more than 30 mm (1 ¼ inches) deep nor extend more than 100 mm (~4 inches) from the center of the rear sight aperture on the side of the non-aiming eye. A blinder must not be used on the side of the aiming eye.

Side blinders attached to the hat, cap, shooting glasses, or to a head band, not exceeding 40 mm (1 ½ inches) deep are permitted (See A). These blinders must not extend further forward than to a line from the center of the forehead. A piece to cover the non-aiming eye not larger than 30 mm (1 ¼ inches) wide is permitted. (See B)



- (e) Prism - A prism or mirror device may be used when shooting from the right shoulder while aiming with the left eye or vice versa providing it does not have a magnifying lens or lenses. It must not be used when shooting from the right shoulder when using the right eye or from the left shoulder when using the left eye.
- (f) Optional - At the tournament sponsors option, a rear sight with a lens or system of lenses not containing an aiming reference or reticle at the focal plane of any such lens or system may be used, OR, a single lens may be used in conjunction with the front sight. National Records may not be established using any sight so described above.

**3.8 Spotting Scopes** - The use of a telescope mounted on a tripod or bipod to locate shot holes visually on a target is permitted. It may be positioned forward of the shooter's forward shoulder.

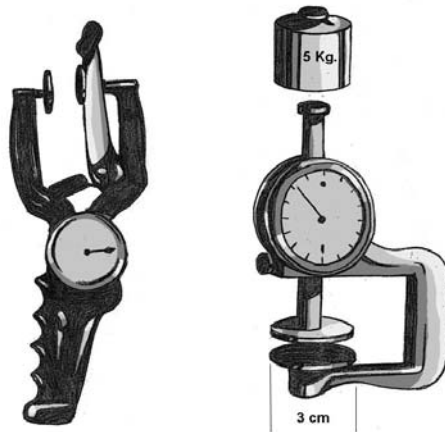
**3.9 Shooting Kits** - The shooting kit may not be placed forward of the shooter's forward shoulder on the firing line, except that in the standing position a shooting kit, table, or stand may be used as a rifle rest between shots. The shooting kit, table, or stand may not be of such size or construction as to interfere with shooters on adjacent points or to constitute a wind break.

**3.10 Ground Cloths** - Ground cloths or mats with maximum dimensions of 1.25 X 2 meters (~49 ¼ X ~78 ¾ inches) in size and a maximum total thickness of 5 cm (~2 inches) may be used providing it is not construed or used in a manner to provide artificial rest or support.

**3.10.1 Thick Mats** - One thick mat for prone and kneeling shooting of compressible material may be used provided it is not constructed or used in a manner to provide artificial rest or support. Maximum dimensions are 50 X 75 cm X 5 cm (~19 ¾ X ~29 ½ inches X ~2 inches) thick and when compressed must measure not less than 1 cm (~½ inch).

**3.11 Clothing Regulations-General** - All shooting clothing must be made of soft, flexible and pliable material which does not materially change its physical characteristics under commonly accepted conditions in the shooting sport. All lining, padding, and reinforcements must meet the same specifications. Lining and padding may not be quilted or cross-stitched, glued or otherwise affixed to the outer layer other than at normal tailoring points. All lining or padding must be measured as a part of the clothing. The use of any special devices, means or garments which support or immobilize the shooters legs, body or arms more than normal everyday clothing is prohibited. Any zippers prohibited by the following rules are permitted if made secure (unable to be further opened or closed). Only one jacket, one pair of shooting trousers and one pair of shooting shoes may be used by each shooter for all rifle events in a tournament. This does not prevent the shooter using ordinary trousers or normal athletic type training shoes in any event or position.

- (a) *The Measuring Device*: The device used to measure the thickness of all clothing and shoes shall be capable of measuring one-tenth of a millimeter. Measurements will be taken with a 5 kilo (11 lbs 3 oz) weight applied. The device shall have two round flat surfaces each 3 cm (1 ¼ inches) in diameter facing each other.

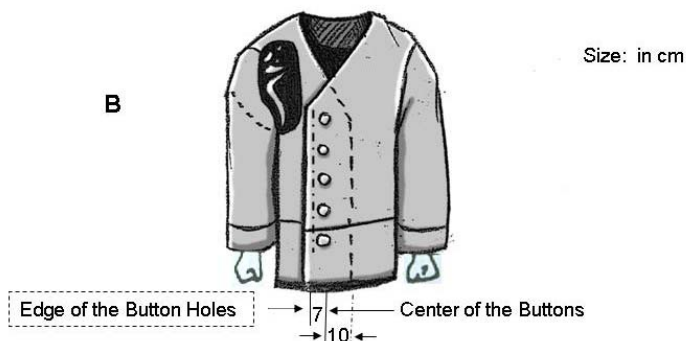
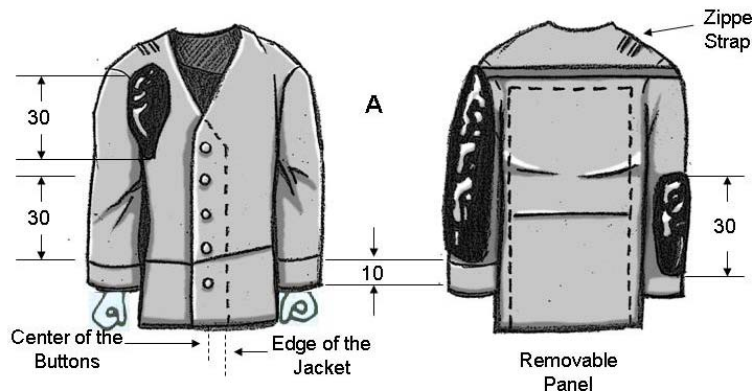


### 3.11.1 Clothing Specifications

#### (a) The Shooting Jacket

- (1) The body and sleeves of the jacket, including the lining, may not exceed 2.5 mm ( $\sim\frac{1}{8}$  inch) in single thickness and 5 mm ( $\sim\frac{1}{4}$  inch) in double thickness at any point where flat surfaces may be measured. The jacket may not be longer than the bottom of the balled fist. An interchangeable back panel to give ventilation is permitted. The fastenings of this panel must be such that they do not stiffen the jacket or give additional support to the shooter. Each removable back panel must be approved by equipment control. All panels must be the same width and length (See B).

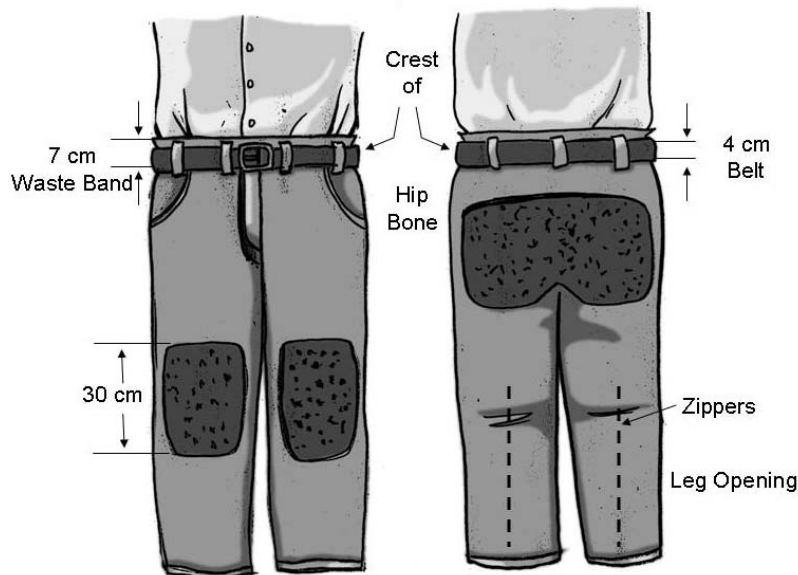
*Note: The construction of the back panel may include more than one piece of material, including a band or strip on which the shooters name or nation may be affixed, provided that this construction does not materially stiffen or reduce the flexibility of the jacket. All parts of the back panel must comply with the thickness limit of 2.5 mm ( $\sim\frac{1}{8}$  inch) when measured over a flat surface.*



- (2) Closure of the jacket may be only by a non-adjustable means. The jacket may not overlap more than 10 cm (~4 inches) from the edge of the jacket to the closure (See A). The jacket must hang loosely on the body of the wearer, and to determine this, the jacket must be capable of being overlapped beyond the normal closure by at least 7 cm (~2 ¾ inches). (The 7 cm are measured from the center of the button to the outside edge of the button hole. See B) The measurement will be taken with the arms at the side.
- (3) All straps, laces, bindings or devices, which may be construed as artificial support are prohibited. It is permitted to have one zipper, or not more than two straps to take up loose material in the area of the shoulder pad. (See A). Cloth coats with strap fasteners are permitted provided the strap fasteners are taped to prevent adjustment.
- (4) In the prone and kneeling positions, the sleeves of the shooting coat may not extend beyond the wrist of the arm on which the sling is attached and the sleeve must not be placed between the hand or glove and the forend of the stock when the shooter is in the shooting position.
- (5) No velcro, sticky substances, liquid or spray may be applied to the outside of the jacket, pads or equipment to prevent slipping. Roughening the material of the jacket is permitted.

**(b) Trousers:**

- (1) Materials must be according to the requirements of Rule 3.11 General, single thickness 2.5 mm (~1/8 inch) double 5 mm (~1/4 inch).




- (2) Trousers may not be higher on the body than 50 mm (~2 inches) above the crest of the hip bone. All drawstrings, zippers, or fasteners to tighten the trousers around the legs, waist or hips are prohibited. A normal waist belt not more than 40 mm (~1 ½ inches) wide, 3 mm (~1/8 inch) thick or elastic suspenders may be worn. If a belt is worn in the standing position, the buckle or fastening must not be used to support the left arm or elbow. If the trousers have a waist band, it may not be more than 70 mm (2 ¾ inches) wide and may be closed by one hook and up to 5 eyes, up to 5 points adjustable snap fasteners, buttons, or velcro. Only one type of closure is permitted. (A velcro closure combined with any other closure is prohibited.)
- (3) Zippers, buttons, velcro, or similar types of fasteners, may be used in the trousers only in the following places:
  - (a) One type of fastener in the front to open and close the trousers fly. The fly must not be lower than the level of the crotch. Any holes that cannot be closed are permitted.

- (b) Only one other fastener is permitted in each trousers leg. The opening (fastener) must not start closer than 70 mm (2  $\frac{3}{4}$  inches) from the top edge of the trousers. It may, however, extend to the bottom of the trouser leg. One fastener is permitted either in the front of the upper leg or the back of the leg, but not in both places in one leg.

*Note: Zippers and other openings (features), which do not comply with this rule, must be removed and may be replaced by a suitable material.*

- (c) **Shoes** - Normal street type, light athletic shoes and shooting boots not exceeding the following specifications are permitted.

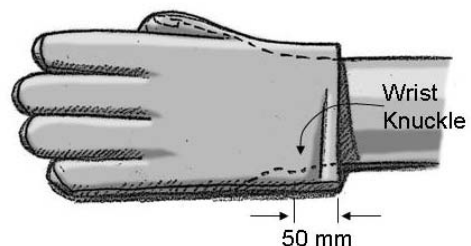
- (1) The upper part (above the line of the sole) material must be soft, flexible, pliable, not thicker than 4 mm ( $\sim\frac{1}{8}$  inch) including all lining, when measured on any flat surfaces such as point D.
- (2) Sole: The sole must be flexible at the ball of the foot.
- (3) The height of the shoe from the floor to the highest point (Dimension C may not exceed two thirds of the length (Dimension B) plus 10 mm ( $\sim\frac{1}{2}$  inch); for example, if shoe length (B) is 30 cm ( $\sim 11 \frac{3}{4}$  inches), the height (C) may not be more than 20 cm ( $\sim 7 \frac{3}{4}$  inches).
- (4) The shoes which are worn must be a matched pair.



- A. Maximum thickness of sole at the toe 10 mm ( $\sim\frac{1}{2}$  inch).
- B. Overall length of shoe according to size of wearer's foot.
- C. Maximum height of shoe not to exceed two thirds ( $\frac{2}{3}$ ) length of B plus 10 mm ( $\sim\frac{1}{2}$  inch).
- D. Upper part of shoe material maximum thickness 4 mm ( $\sim\frac{1}{8}$  inch).
- E. The extension of the toe of the sole must not be more than 10 mm ( $\sim\frac{1}{2}$  inch) in the front of the shoe and may be cut at an angle either to one or both soles. No other extension of the sole in length and width is permitted.

- (d) **Shooting Gloves** - Material as specified in Rule 3.11.

- (1) Total thickness may not exceed 12 mm ( $\sim\frac{1}{2}$  inch) measuring front and back materials together at any point other than on seams and joints.
- (2) The glove may not extend more than 50 mm ( $\sim 2$  inches) past the wrist measured from the center of the wrist knuckle.



- (3) Any strap or closure device at the wrist is prohibited. However, a portion of the wrist band may be elasticized to enable the glove to be put on, but it must leave the glove loose around the wrist.

(e) **Other Clothing**

- (1) All clothing under the shooting jacket may not be thicker than 2.5 mm (~ $\frac{1}{8}$  inch) single or 5 mm ( $\frac{1}{4}$  inch) doubled. The same applies to all clothing worn under shooting trousers. Only normal personal undergarments or training clothing that do not stabilize the shooter may be worn under the shooting trousers. Training clothing worn under the shooting trousers includes such garments as a track suit, but not ordinary trousers, jeans, etc.

- (2) Any other undergarments are prohibited.

(f) **Reinforcements and Padding** - Jackets and trousers meeting the requirements in paragraphs (a) and (b) above, may add reinforcement patches only to the outside surfaces according to the following limitations:

- (1) Maximum thickness, including jacket material and all linings 10 mm (~ $\frac{1}{2}$  inch) single thickness or 20 mm (~ $\frac{3}{4}$  inch) doubled.
- (2) Reinforcements may be added on both elbows to one half ( $\frac{1}{2}$ ) the circumference of the sleeve. On the arm which holds the sling, the reinforcement may extend from the upper arm to a point 10 cm (~4 inches) from the end of the sleeve. The reinforcements on the opposite arm may have a maximum length of 30 cm (11  $\frac{3}{4}$  inches).
- (3) Only one hook, loop, button, or similar device may be fastened to the outside of the sleeve or shoulder seam on the sling arm to prevent the sling from sliding.
- (4) Reinforcement on the shoulder where the butt plate rests may not be larger than 30 cm (~11  $\frac{3}{4}$  inches) in the longest dimension.
- (5) All inside pockets are prohibited. Only one external pocket is permitted, located on the right front side (left side for left-handed shooters) of the jacket. *This is to say that all other pockets in jackets and all pockets in trousers are prohibited.*

Size: Maximum 25 cm (~9  $\frac{3}{4}$  inches) high from the lower edge of the jacket and 20 cm (~7  $\frac{3}{4}$  inches) wide.

- (6) Reinforcements may be added to the seat and both knees of the trousers. The seat patch may not exceed the width of the hips and the vertical measurement may not be longer than to cover the normal wear points on the seat of the wearer. The knee patches may have a maximum length of 30 cm (~11  $\frac{3}{4}$  inches). The knee reinforcements may not be wider than half the circumference of the trouser leg. The thickness of the reinforcements including the material of the trousers and any linings may not exceed 10 mm (~ $\frac{1}{2}$  inch) in single thickness or 20 mm (~ $\frac{3}{4}$  inch) double thickness.

**3.13 Slings** - Maximum sling width is 40 mm (~1  $\frac{1}{2}$  inches). It may be worn only over the upper part of the left arm (right arm for left-hand shooter) and from there be connected to the forend of the rifle stock. Sling may pass along one side of the hand or wrist only. No part of the sling under tension may touch the rifle stock except at the sling swivel or hand stop. *Loose, excess sling material not involved in supporting the rifle may make incidental contact with the stock if not arranged to cause artificial support.*

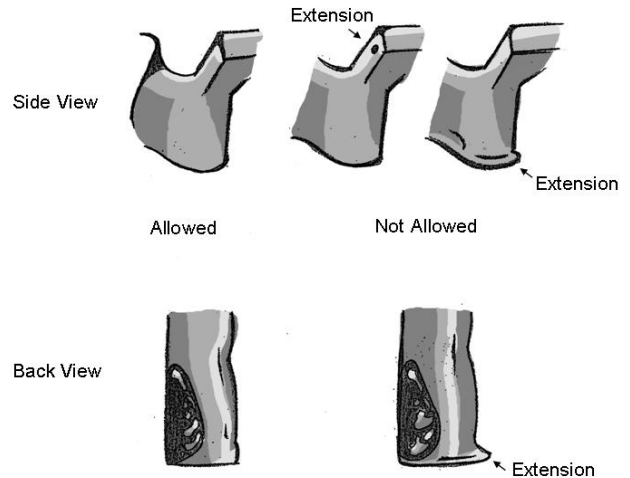
**3.14 Palm Rest** - A palm rest is any attachment or extension below the forend which aids in the support of the rifle by the forward hand. The palm rest may extend no more than 20 cm (~7  $\frac{3}{4}$  inches) below the centerline of the barrel.

**3.14.1 Kneeling Roll** - Only one cylindrical roll for shooting in the kneeling position is allowed. It may be a maximum of 25 cm (~9  $\frac{3}{4}$  inches) long and 18 cm (~7 inches) in diameter, and made of soft and flexible material.

Binding or using other devices to shape the roll is not permitted. Kneeling rolls with any special type of shaping are not permitted.

**3.14.2 Heel Rest** - A heel rest is any protrusion or extension on the front or side of the pistol grip designed to prevent the hand from slipping.

**3.16.1 Compensators and Muzzle Brakes** - The use of compensators and muzzle brakes is prohibited. Barrels and extension tubes must not be perforated in any way. Any construction or device inside the barrel or tubes, other than rifling and chambering for the cartridge or pellet, is prohibited.



### 3.17 Ammunition

- (a) *Smallbore Ammunition*: 5.6 mm (22 cal.) rimfire. Only bullets made of lead or similar soft material are permitted.
- (b) *Air Rifle Ammunition*: Maximum caliber 4.5 mm (177 cal.) any type or form. Steel projectiles are prohibited.
- (c) *Free and 300 Meter Standard Rifle Ammunition*: Ammunition of any description, maximum caliber 8 mm (32 cal.), that may be fired without danger to competitors or range personnel. Tracer, armor piercing, or incendiary ammunition is prohibited.

**3.18 General** - All devices or equipment which may facilitate shooting and which are not mentioned in these rules, or which are contrary to the spirit of these rules and regulations, are forbidden.

Each competitor is responsible for using equipment that complies with these rules. The shooter is responsible for submitting questionable equipment to tournament officials prior to the start of the competition (see Rules 9.8 and 9.30(h)).

**3.19 Eye Protection** - All competitors and other personnel in the immediate vicinity of the range complex are urged to wear eye protection devices.

**3.20 Ear Protection** - All competitors and other personnel in the immediate vicinity of the range complex are urged to wear hearing protection devices. Only sound reducing devices may be worn by competitors forward of the ready line during firing.

*Competitors should be aware that match sponsors (and/or ranges) may require that all competitors wear eye and ear protection while attending a match on their range.*

**3.21 Empty Chamber Indicator (ECI)** - A smallbore ECI is required in all smallbore rifle competitions to indicate that the chamber is empty. Any substitute indicator may be used as long as it has a probe into the empty chamber, has a flag attached and is a bright color.

**3.22 Audible Timing Devices** - Audible timing devices are allowed.

**3.23 Electronic Devices** - Radios, tape recorders, or any type of sound producing or communications systems are prohibited forward of the ready line except hearing aids and those devices necessary for range control.

## 4. TARGETS

**4.1 Official Targets** - In Registered and Approved rifle matches only targets bearing the words "Official National Rifle Association" and the eagle and shield insignia of the Association or ISSF approved targets will be used without any alterations. Targets used in National Championships will be NRA Official Targets or ISSF approved targets. When appropriate, targets will be mounted only vertically on existing range hangers (frames) with the highest numbered bullseye(s) at the bottom. All NRA Official Competition Targets are printed by NRA licensed manufacturers only. They may not be modified by the user or the manufacturer, except with specific written permission from NRA Competitive Shooting Division. NRA target masters are made using Computer Assisted Design and must be used in production of all NRA targets.

The following official targets are permitted:

**4.2 NRA Target AR 5/1** (single bullseye), AR 5/5 (5 bullseyes), AR 5/10 (12 bullseye). International Air Rifle targets for firing at 10 meters (33 feet). The scoring rings 4 through 9 are black.

10 dot .....	0.5 mm	5 ring .....	22.5 mm
9 ring .....	5.5 mm	4 ring .....	30.5 mm
8 ring .....	10.5 mm	3 ring .....	35.5 mm
7 ring .....	15.5 mm	2 ring .....	40.5 mm
6 ring .....	20.5 mm	1 ring .....	45.5 mm

Ring thickness - 0.1 mm. to 0.2 mm.

Permitted deviation from the specified dimension-maximum 0.05 mm. Minimum visible size of target card single bull targets 8 X 8 cm.

**4.3 NRA Target A-50/1**, (single bull or 6 bullseye) 50 Meter International Smallbore Rifle Target. Aiming Black 112.4 mm.

Inner 10 ring .....	5.0 mm	5 ring .....	90.4 mm
10 ring .....	10.4 mm	4 ring .....	106.4 mm
9 ring .....	26.4 mm	3 ring .....	122.4 mm
8 ring .....	42.4 mm	2 ring .....	138.4 mm
7 ring .....	58.4 mm	1 ring .....	154.4 mm
6 ring .....	74.4 mm		

Ring thickness – 0.2 mm to 0.3 mm

Permitted deviation from the specified dimensions for rings 1-7: maximum 0.5 mm. Minimum visible size of the target card (single bull targets) 25 cm X 25 cm.

**4.4. 50 Foot Target NRA/USAS-50** - 12 bullseyes (2 for sighting) 50 meter International Smallbore Rifle Target reduced for firing at 50 feet. The scoring rings 3 through 10 rings are black.

10 ring .....	0.76 mm	6 ring .....	18.75 mm
9 ring .....	4.12 mm	5 ring .....	23.63 mm
8 ring .....	9.00 mm	4 ring .....	28.50 mm
7 ring .....	13.87 mm	3 ring .....	33.38 mm

**4.5 NRA Target A-51**, 6 bullseyes, 50 Meter ISSF target reduced for firing at 50 yards. Aiming Black 102.78 mm. (Dimensions derived from 50 meter target.)

Inner 10 ring .....	4.096 mm	5 ring .....	82.186 mm
10 ring .....	9.034 mm	4 ring .....	96.816 mm
9 ring .....	23.664 mm	3 ring .....	111.447 mm
8 ring .....	38.295 mm	2 ring .....	126.077 mm
7 ring .....	52.925 mm	1 ring .....	140.708 mm
6 ring .....	67.556 mm		

**4.6 NRA Target C-1, 300 Meter International Rifle Target.** The scoring rings 5 through inner 10 are black.

Inner 10 ring .....	5 cm	5 ring .....	60 cm
10 ring .....	10 cm	4 ring .....	70 cm
9 ring .....	20 cm	3 ring .....	80 cm
8 ring .....	30 cm	2 ring .....	90 cm
7 ring .....	40 cm	1 ring .....	100 cm
6 ring .....	50 cm		

Ring thickness – 1 to 2 mm

Permitted deviation from specified dimensions for rings 1-7: maximum + 3.0 mm

Minimum visible size of the white target backing - 1.30 X 1.30 M

**4.7 NRA Target C-2, 300 Meter International Rifle Target reduced for firing at 200 yards.** The scoring rings 5 through inner 10 are black.

Inner 10 ring .....	1.20 inches	5 ring .....	14.40 inches
10 ring .....	2.40 inches	4 ring .....	16.80 inches
9 ring .....	4.80 inches	3 ring .....	19.20 inches
8 ring .....	7.20 inches	2 ring .....	21.60 inches
7 ring .....	9.60 inches	1 ring .....	24.00 inches
6 ring .....	12.00 inches		

**4.8 NRA Target C-3, 300 Meter International Rifle Target reduced for firing at 300 yards.** The scoring rings 5 through inner 10 are black.

Inner 10 ring .....	1.80 inches	5 ring .....	22.60 inches
10 ring .....	3.60 inches	4 ring .....	25.20 inches
9 ring .....	7.20 inches	3 ring .....	28.80 inches
8 ring .....	10.80 inches	2 ring .....	32.40 inches
7 ring .....	14.40 inches	1 ring .....	36.00 inches
6 ring .....	18.00 inches		

**4.9 Target Paper** - The target paper must be of a non-reflecting color and material so that the black bullseye (center) is clearly visible under all normal light conditions at the appropriate distances. The target card and printing must retain dimensional accuracy without distortion under all weather and climate conditions. The card material must register all shot holes without excessive tearing when the bullet passes through.

## 5. POSITIONS

**Positions** - The positions for use in a match shall be stated in the program under conditions of the match and shall be in accord with the definitions of positions prescribed in this section.

**5.1 The Ground** - All references to "the ground" in the following position rules are to be construed as applying to surface of the firing point, floor, or such shooting mats or platforms as are customarily used on shooting ranges.

**5.2 Artificial Support** - Any supporting surface except the ground not specifically authorized for use in the rules for the position prescribed. Digging or use of elbow or heel holes at the firing points or the use of depressions which form artificial support for the elbows, arms, or legs is prohibited. Use of artificial support is prohibited except as individually authorized for a physically handicapped shooter.

**5.6 Prone** - The shooter may lie on the bare surface of the firing point or he may use a mat. The thick mat may also be used to rest the elbows. The body will be extended on the firing point with the head toward the target. The rifle will be supported by both hands and one shoulder only. The cheek may be placed against the rifle stock in the sighting position. The rifle may be supported by the sling but the forend behind the left hand must not touch the shooting jacket or rest on the sling or its attachments. The rifle may not touch or rest against any other point or object. Both forearms and sleeves of the shooting jacket must be clearly and visibly raised from the surface of the firing point. The shooter's forward forearm may not form an angle of less than 30 degrees from the horizontal (measured from the axis of the forearm). (Left handed shooters reverse these descriptions.)



**5.10 Kneeling** - The shooter will touch the ground with the toe of the right foot, the right knee and the left foot only. The rifle shall be held in the same way as when shooting in the prone position, i.e., with both hands and the right shoulder. The left elbow shall be supported on the left knee. The point of the elbow may not be more than 10 cm (~4 inches) over or 15 cm (~6 inches) behind the point of the knee. The rifle may be supported by the sling, but the forend behind the left hand must not touch the shooting jacket or rest on the sling or its attachments. If the kneeling roll is placed under the instep of the right foot, the foot may not be turned at an angle of more than 45 degrees. If the kneeling roll is not used, the foot may be positioned at any angle, to include placing the side of the foot and the lower leg in contact with the ground. No portion of the upper leg or buttock may touch the ground at any point. The shooter may kneel completely on the ground cloth and/or thick mat (Rules 3.10 and 3.10.1) or he may only have one or two of the three points of contact (toe, knee, foot) on the ground cloth and/or thick mat. Only the trousers and underclothing may be worn between the shooter's seat and his heel. The jacket or other articles may not be placed between these two points or under the right knee. A small pad may be placed under the right knee. (Left handed shooters reverse these descriptions.)



**5.12 Standing** - The shooter shall stand free with both feet on the ground or a thin mat without any other support. The rifle shall be held with both hands and the shoulder (upper right chest) or the upper arm near the shoulder, the cheek and the part of the chest next to the right shoulder. However the rifle must not be supported by the jacket or chest beyond the area of the right shoulder and right chest. The left upper arm and elbow may be supported on the chest or on the hip. In the free rifle events, a palm rest may be used in this position. The use of the sling is prohibited for all rifles. (Left handed shooters reverse these descriptions.)



## 6. RANGE STANDARDS

**6.1 Firing Line** - The range for rifle competitions shall have a line of targets and a firing line. The firing line shall be parallel to the line of targets.

### 6.2 Firing Point

(a) 50 Meters/Yards/50 Feet

The shooting station may be constructed so that the shooters are adequately sheltered from rain, sun and wind. This protection and the construction of the station shall be such that no obvious advantage is given to any firing point or part of the range. The firing point for the shooter should not be less than 160 cm (~63 inches) wide X 250 cm (~98 ½ inches) long when combined with 300 m (~328 ¼ yards) range (Rule 6.2(c)). If the station is particularly exposed to wind, necessary protection for the shooter may be provided by means of screens. If it is necessary to construct screens to protect the shooter from the wind, they should extend at least 50 cm (~19 ¾ inches) forward of the front edge of the platform and should be of a minimum length of 1.5 m (~5 feet) X 2 m (~6 ½ feet) high. If screens are provided they should be installed between each two firing points as a minimum. In order to enable a large number of shooters to participate in smallbore events, the width of the firing position for the shooter may be reduced to 1.25 m (~4 feet).

(b) 10 Meter Range

(1) The firing station for the shooter in standing position must be at least 1 m wide. (~39 ½ inches)

(2) For position shooting, the range should conform to standards in Rule 6.2(a). *If fired outdoors, the range should meet standards in (a) (1) above.*

(c) 300 M/300 Yards/200 Yards

(1) The protection of the firing points, if provided, against rain, sun and wind shall be such that no obvious favor is given at any point or in any part of the range.

(2) Normally, the size of the firing position shall not be less than 160 cm (~63 inches) wide x 250 cm (~98 ½ inches) long. The width of the space when firing screens are provided may be reduced only if the dividing screens are so constructed that the shooter in prone position can put his left leg in his neighbor's firing point without disturbing him. Provision must be made for shooters firing from the left shoulder.

(3) If it is found necessary to construct screens to protect the shooter from the wind, the screen should extend at least 50 cm (~19 ¾ inches) forward of the front edge of the platform with a minimum length of 1.5 m (~5 feet) to 2.5 m (~8 ¼ feet) to the rear and 2 m (~6 ½ feet) high. Screens should be installed between each two firing points as a minimum.

#### 6.2.1 Shooting Ranges, Specific

(a) *50 Meters/Yards* - The shooting range may be built with marking pit operated targets, a target carrier system or fixed targets may also be used. In the case of fixed targets, particular attention must be paid to the safety of the staff who must change the targets without protective cover. The height of the center of the target, measured from the level of the shooting station, is 75 cm (29 ½ inches). A variation of plus or minus 50 cm (~19 ¾ inches) from the optimum height is allowable. Horizontal (lateral) deviation from an angle of 90 degrees may not exceed 1 m. The distance between target centers shall be the same as the width of the firing point. Electronic scoring targets installed to these specifications are permitted.

(b) *10 Meters/33 Feet* - The shooting range may be equipped with target carriers. Simpler ranges may also be built with fixed targets, providing safety is observed in every respect. The ranges may be constructed either in the open air or indoors. Target height may be adjustable to take into account different shooter sizes (ISSF) height is 1.4 m (~55 ⅞ inches) plus or minus .05 m (~2 inches). Target height for other

position may be adjustable. Horizontal (lateral) deviation from an angle of 90 degrees may not exceed .25 m (~9 ¾ inches). Electronic scoring targets installed to these specifications are permitted.

- (c) **300 Meters/300 Yards/200 Yards** - Any target system may be permitted as long as it guarantees the necessary degree of safety and the accurate and rapid scoring of the competition targets. The optimum height of the center of the target, measured from the level of the shooting station, is 3 m (~9 ¾ feet). A variation of plus or minus 4 m (~13 feet) from the optimum height is allowable. Each firing point must be within 6 m (~19 ¾ feet) horizontally (laterally) from a line at 90 degrees to the target. Electronic scoring targets installed to these specifications are permitted.
- (d) **50 Feet** - Target height should be adjustable to take into account different shooter sizes and shooting positions.
- (e) If necessary for safety reasons, the range may be surrounded by walls. Protection against stray shots may also be provided by transversal screens with openings or baffle systems down range. Behind the targets a slope of sand or similar material is used to catch the bullets.
- (f) Newly constructed shooting ranges should ensure that the shooting stations have a minimum roof height of 2.2 m (~7 ¼ feet) above the level of the firing point floor.

#### **6.4 Distance**

- (a) The shooting distances shall be measured from the target face to the firing line to which the shooter may place his forward foot or elbow. In the case of marking pit operated targets, the distance shall be measured from the front target which is always the competition target.
- (b) The shooting distances must be strictly adhered to. The shooting distances must be as accurate as possible subject to the following allowable variations.

Precise Distance	Allowable Variations
10 meters	+ - 0.05 meter
50 meters	+ - 0.20 meter
50 yards	+ - 8.00 inches
50 feet	+ - 3.00 inches
300 meters	+ - 1.00 meters
300 yards	+ - 1.09 yards
200 yards	+ - 2.00 feet

- (c) National Records will be valid only if the range equals or exceeds the minimum distance allowed.

**6.5 Illumination** - Artificial illumination for indoor ranges must provide the necessary level of even light without glare or distracting shadows on the targets or firing positions. The entire range area should be evenly illuminated. The background area behind the targets shall be of non-glaring light color.

**6.6 Target Numbers** - The target frames and the corresponding firing points shall be marked by numbers that:

- (a) Are large enough to be easily seen, under normal shooting conditions with normal vision, at the appropriate distance.
- (b) Shall be of alternating and contrasting colors.
- (c) Shall be clearly visible throughout the competition, whether the targets are exposed or concealed.

#### **6.7 Backing Targets**

- (a) At 50 feet, backing targets will be used in Registered Tournaments. Distance between record target and backing target will be 3 inches.

- (b) Backing targets will be used in Registered Tournaments at 50 yd/50 m where multiple targets are used on fixed frames. Distance between record targets and backing targets will be approximately 7 inches.
- (c) Backing targets may be used in air rifle if specified in the program.
- (d) The backing targets shall be made of cardboard or strong paper, or tagboard and must be of sufficient size to register all bullets fired from the corresponding firing point. Backing targets shall have the same identification numbers as the corresponding competition targets, and be changed at the same time as the record targets.
- (e) Backing targets are not required when electronic scoring targets are used.

*Each range should establish a cross-fire gauge for their range.*

**6.8 Target Equipment** - The targets (within a group or range) shall all be placed at the same height, each target corresponding to one firing point. The target system must ensure the necessary degree of safety, and accurate control of timing, and the efficient scoring and changing of the targets. The targets shall be fixed in such a manner that, even in high winds, their visible movement is not distracting to the competitors. Note: 10 m and 50 ft targets may be adjusted for height within Rule 6.2.1.

**6.9 Wind Flags** - A wind flag is a strip of cloth affixed to the top of a stake which is at approximately target height. Personal wind flags or gauges or instruments are prohibited. Wind flags will be placed as close to the path of the bullet's flight as practical, on the imaginary firing lines as designated below, without interfering with the bullet's flight or the shooter's view of the target while he aims.

- (a) **300 Meters/300 Yards/200 Yards:** Wind flags will be erected between the firing lanes of every fourth position at approximately 50 m (~54  $\frac{3}{4}$  yards), 100 m (~109  $\frac{1}{4}$  yards) and 200 m (~218  $\frac{3}{4}$  yards). These flags should be approximately 20 cm (~7  $\frac{3}{4}$  inches) x 1.5 m (~1  $\frac{3}{4}$  yards) and made of a cotton material that will indicate all air movement anticipated on the range. These wind flags do not eliminate local requirements for range safety flags.
- (b) **10 Meters/33 Feet:** On outdoor ranges, wind flags will be erected between the firing lanes of at least every fourth position at approximately 5 meters (~16  $\frac{1}{2}$  feet). The flags will be 5 cm (~2 inches) x 40 cm (15  $\frac{3}{4}$  inches) and made of a cotton material weighing approximately 150 g (~5  $\frac{1}{4}$  oz) per square meter.
- (c) **50 Meters/50 Yards:** Wind flags will be erected between the firing lanes of each position at approximately 10 m (~32  $\frac{3}{4}$  feet) and 30 m (~98  $\frac{1}{2}$  feet) on the shooters side of any baffled support. The flags will be approximately 5 cm (~2 inches) x 40 cm (~15  $\frac{3}{4}$  inches) and made of a cotton material weighing approximately 150 g (~5  $\frac{1}{4}$  oz) per square meter that will indicate all air movements anticipated on the range. These wind flags do not eliminate local requirements for range safety flags.

**6.10 Communications** - When pits are used, a voice communication system (phone or radio) must be provided among the Tournament Officials (except in Air Rifle and events fired at 50 feet).

**6.11 Range Clock** - The range should be equipped with a large clock which can be clearly seen by the competitors and the Range Officers. If such clock is not available the Range Officers and/or Jury must bring the time remaining to the attention of the shooters according to Rule 8.4 (a).

## 7. COURSES OF FIRE

### 7.1 Smallbore Free Rifle 60 Shots Prone (50 Meters/50 Yards) - (Indoor or Outdoor)

- (a) Shooting program - 60 shots prone (Rule 5.6).
- (b) Target - Smallbore rifle target, 50 meters, Rule 4.3; 50 yards, Rule 4.5.
- (c) If the competition is divided into three parts, then each part shall consist of 20 competition shots.
- (d) When the first 40 shots are to be used as the prone stage of a 3-position match, the entire 60 shot course must be fired without a break. (Target changes are not considered a "break" in this context.)
- (e) Time Limits - Shooting time including sighting shots.
- (f) Time limits indoor may be reduced to 1 min/shot prone.

Full course paper targets	90 minutes
Electronic targets	75 minutes
20 shot course	30 minutes

(See Rule 8.2)

### 7.1.1 Smallbore Sport Rifle Prone Match (50 Meters/50 Yards) - (Indoor or Outdoor)

- (a) Shooting program same as Rule 7.1(a)-(f).
- (b) Restricted to rifles meeting Rule 3.2.

### 7.2 Smallbore Free Rifle Three Position (50 Meters/50 Yards) - (Indoor or Outdoor)

- (a) Shooting program - 120 shots in three positions, fired in the order listed:
  - 40 shots prone
  - 40 shots standing
  - 40 shots kneeling
- (b) Target - Smallbore rifle target, 50 meters, Rule 4.3; 50 yards, Rule 4.5.
- (c) The 40 shots prone stage may be combined with the first 40 shots of the Prone Match, 7.1.
- (d) Half Course - 20 shots per position.
- (e) Time Limits - Shooting time including sighting shots:

<b>Full Course</b>	Paper Targets	Electronic Targets
Prone	- 60 minutes (40 minutes indoor)	- 45 minutes
Standing	- 90 minutes	- 75 minutes
Kneeling	- 75 minutes	- 60 minutes

<b>Half Course</b>	
Prone	- 45 minutes (20 minutes indoor)
Standing	- 60 minutes
Kneeling	- 50 minutes

(See Rule 8.2)

### 7.3 Smallbore Sport Rifle (50 Meters/50 Yards) - (Indoor or Outdoor)

- (a) Shooting program - 60 shots in three positions, fired in order listed:
- 20 shots prone
  - 20 shots standing
  - 20 shots kneeling
- (b) Target - Smallbore rifle target, 50 meters, Rule 4.3; 50 yards, Rule 4.5.
- (c) The first 20 shots prone fired in this match may be combined with the first 20 shots of the Smallbore Sport Rifle Prone Match (Rule 7.1.1).
- (d) Time Limits - Shooting time including sighting shots is 150 minutes (135 minutes electronic targets). If targets must be changed between positions the 150 minutes will be allocated as follows:
- |          |                                  |
|----------|----------------------------------|
| Prone    | - 40 minutes (20 minutes indoor) |
| Standing | - 60 minutes                     |
| Kneeling | - 50 minutes                     |
- (e) In 3 x 20 matches where automatic target carriers are used and the competitor is given block time, insufficient shots within a stage will be scored a zero. Excessive shots within a stage will be dealt with according to Rule 14.10 (a). (If a shooter runs out of targets within a stage before he thinks he should, he should request additional record targets to finish the stage and not carry through the shots from one stage to another.)

### 7.4 Air Rifle (10 Meters/33 Feet)

- (a) Shooting Program - 40 shots standing (Rule 5.12)
- (1) Target - Air Rifle Target for 10 meters/33 feet (Rule 4.2).
  - (2) Time Limits - Shooting time including sighting shots is 75 minutes. (If shooting on 10 bull targets, each target will be allowed 20 minutes.)
  - (3) Any release of the propelling charge, after the first competition target is in place, without the pellet hitting the target, whether a pellet has been loaded or not, will be scored as a miss.  
  
*Dry firing means the release of the cocked trigger mechanism of an unloaded rifle or the release of the trigger mechanism of a gun fitted with a device which enables the trigger to be operated without discharging the gun.*
  - (4) A minimum of 4 sighting targets will be provided for each course of fire.
- (b) Shooting Program - 60 shots standing (Rule 5.12)
- (1) Target - Air Rifle Target for 10 meters/33 feet (Rule 4.2).
  - (2) Time Limits - Shooting time including sighting shots is 105 minutes. (If shooting on 10 bull targets, each target will be allowed 20 minutes.)
  - (3) Any release of the propelling charge, after the first competition target is in place, without the pellet hitting the target, whether a pellet has been loaded or not, will be scored as a miss.  
  
*Dry firing means the release of the cocked trigger mechanism of an unloaded rifle or the release of the trigger mechanism of a gun fitted with a device which enables the trigger to be operated without discharging the gun.*
  - (4) A minimum of 4 sighting targets will be provided for each course of fire.

## **7.5 Free Rifle (300 Meters/300 Yards/200 Yards)**

- (a) Shooting program - 120 shots in three positions, fired in order listed: 40 shots prone 40 shots standing 40 shots kneeling
- (b) Target - 300 meter rifle target, 300 meters (Rule 4.6); 300 yards (Rule 4.8); 200 yards (Rule 4.7).
- (c) Half Course - 20 shots per position.
- (d) Time Limits - Shooting time including sighting shots:

<b>Full Course</b>	Paper Targets
Prone	- 75 minutes
Standing	- 105 minutes
Kneeling	- 90 minutes
<b>Half Course</b>	
Prone	- 55 minutes
Standing	- 70 minutes
Kneeling	- 60 minutes
- (e) The 40 shot prone stage may be combined with the first 40 shots of the Free Rifle Prone Match (Rule 7.5.1).
- (f) On ranges equipped with electronic targets the times will be:

40 Prone	- 45 minutes
40 Standing	- 75 minutes
40 Kneeling	- 60 minutes

### **7.5.1 Free Rifle Prone (300 Meters/300 Yards/200 Yards)**

- (a) Shooting program - 60 shots prone (Rule 5.6)
- (b) Target - 300 meter rifle target, 300 meters (Rule 4.6); 300 yards (Rule 4.8); 200 yards (Rule 4.7).
- (c) Time Limits - Shooting time including sighting shots: 90 minutes.
- (d) On ranges equipped with electronic targets the time for 60 prone will be 75 minutes.

## **7.6 300 Meter Standard Rifle (300 Meters/300 Yards/200 Yards)**

- (a) Shooting program - 60 shots in three positions, fired in order listed:
  - 20 shots prone
  - 20 shots standing
  - 20 shots kneeling
- (b) Target - 300 meter rifle target, 300 meters (Rule 4.6); 300 yards (Rule 4.8); (Rule 4.7).
- (c) Time Limits - Shooting time including sighting shots is 150 minutes.
- (d) On ranges equipped with electronic targets, the time limit for a 60 shot course is 135 minutes.

### 7.7 Smallbore Free Rifle Three Position (50 feet Indoor or Outdoor)

- (a) Shooting program - 120 shots in three positions, fired in order listed:
  - 40 shots prone
  - 40 shots standing
  - 40 shots kneeling
- (b) Half Course - 60 shots in three positions 20 shots per position.
- (c) Target - Rifle target 50 feet (Rule 4.4, 4.4.1).
- (d) Time Limits - Shooting time including sighting shots:

Prone	- 1 minute per record shot
Standing	- 2 minutes per record shot
Kneeling	- 1 ½ minutes per record shot
- (e) When target carriers are used, an additional 3 minutes will be allowed for each change of target(s) required during the course.

### 7.8 Smallbore Sport Rifle (50 Feet Indoor or Outdoor)

- (a) Shooting program - 60 shots in three positions, fired in order listed:
  - 20 shots prone
  - 20 shots standing
  - 20 shots kneeling
- (b) Target - Rifle target 50 ft (Rule 4.4, 4.4.1).
- (c) Time Limits - Shooting time including sighting shots is 90 minutes. If targets must be changed between positions the time limit will be as follows:

Prone	- 20 minutes
Standing	- 40 minutes
Kneeling	- 30 minutes
- (d) When target carriers are used, an additional 3 minutes will be allowed for each change of target(s) required during the course.

### 7.10 ISSF Olympic Finals Procedure

In the Standard Rifle or Air Rifle events the shooter must use a rifle that was used in one of the qualifying courses.

- (a) Finalists in each event: 8 competitors
- (b) Reporting to the range for Finals: Shooters must report to the appropriate Range Official or Jury 20 minutes before the scheduled beginning of the Finals event.
- (c) Preparation Time and Presentation of Finalists: The three (3) minutes preparation time starts with the command, **PREPARATION BEGINS NOW**. The shooters will be introduced to the spectators during the preparation time and if necessary the first minutes of the sighting time. Before and during preparation period shooters may handle their rifles, dry fire and carry out holding and aiming exercises on their assigned firing points.
- (d) Sighting Time: At the end of the preparation time the Range Officer will announce, **SIGHTING TIME START**. Seven (7) minutes will be allowed for unlimited sighting shots. Thirty (30) seconds before the end

of the sighting time the range officer will announce, **30 SECONDS**. At the end of the 7 minutes the Range Officer will announce, **STOP**.

- (e) Start Time: The starting time for each final event should be printed in the official shooting program or announced by Match Director's Bulletin. The starting time begins with the command, **LOAD**, for the first competition shot.
- (f) Any finalist who is not in his/her assigned position at the beginning of the start time is automatically given the last place in the final results and is not allowed to participate in the finals.
- (g) Start Positions: The shooters who qualified for the finals will have the following start positions according to their qualifications rank:

*Note: All competitors will be given new start numbers corresponding to their placing. Last names should also be placed on the new start number.*

Firing Point:	1	2	3	4	5	6	7	8
Start Point:	1	2	3	4	5	6	7	8

- (h) Number of Sighting Targets and Shots per Target:
  - (1) Number of sighting targets: (Paper Targets) 10 meter Events: 4 targets 50 meter Rifle Event: 4 targets
  - (2) Number of competition shots per target: (Paper Targets) 10 meter and 50 meter events: One (1) shot per target.
- (i) Final Results: In all events the results of the finals competition will be added to the individual results of the qualification round.

Results of the finals will be printed in the results bulletin.

- (1) In all events the final scoring of the series or shots will be made immediately in the target pit or at the firing line of the final competition. Any challenge will be decided immediately and the decision is final.
- (2) The scoring of the finals will be conducted, if technically possible, with target reading machines which classify each ring in ten sections (such as 8.1, 8.2, etc., up to the maximum of 10.9). Shots which cannot be classified by target reading machines will be scored by hand, by jury members with ISSF/NRA approved instruments.

*Finals scores will not be used for classification.*

- (j) Finals Events:
  - Air Rifle - Men
  - Air Rifle - Women
  - Smallbore Free Rifle Prone - Men (Prone Position)
  - Smallbore Free Rifle (3x40) - Men (Standing Position)
  - Smallbore Sport Rifle (3x20) - Women (Standing Position)
- (1) Seven (7) minutes unlimited sighting shots. (Range Officer gives warning signal 30 seconds before end of sighting time.)
- (2) One thirty (30) second pause. Range Officer will instruct shooters: **ADVANCE TO COMPETITION TARGET**.
- (3) The final consists of 10 shots and will be conducted single shot-for-shot with the following commands for each shot.

### **FOR THE FIRST/NEXT COMPETITION SHOT LOAD!**

- After this command the shooters load their firearms. The gun must not be loaded before this command is given. That means:
- The bolt of 50 m guns must be opened. It is permitted to leave an empty case in the chamber between shots.
- Air guns must be cocked only after the command, **LOAD**.
- The cartridge or pellet must be loaded into the chamber only after the command, **LOAD**.

### **ATTENTION-3-2-1-START!**

The shooter has 75 seconds for standing and 45 seconds for prone for one shot.

- This command with the count-down should give the shooters sufficient time to take their shooting position.
- The shooting time starts with the command, **START**
- Each shot fired before the command, **START**, will be counted as a miss (zero).

### **STOP!**

— This command is given after the last shooter has fired or immediately after termination of the shooting time which ever comes first. The last second (75th) has to correspond with the word, **STOP**. At this time the fired target will be advanced/ returned and the next competition target will be advanced.

- (4) If a shooter fires more than one shot during the singles shot period, all of those shots must be scored as a zero (0) and counted as part of the ten shot final.
- (5) After scoring the shot, the procedure indicated in (3) will be repeated until all shooters have fired their 10 shots.
- (k) If automatic target carriers are used, the target must be carried in only after the command, **STOP** is given to avoid any disturbance of the other finalist.
- (l) Aiming exercises are allowed between the commands, **STOP**, and the following command, **LOAD**. Dry firing in any form is prohibited.

*Dry firing means the release of the cocked trigger mechanism of an unloaded rifle or the release of the trigger mechanism of a gun fitted with a device which enables the trigger to be operated without discharging the gun.*

- (m) Smallbore Free Rifle - Prone - Fired exactly as described in (i) above, except fired prone, with a time of 45 seconds for each record shot.
- (n) Decisions in the event of tied scores:

The scores of the qualification round and of the finals series are added.

In case of tied scores for the three places at the end of the finals the following rule will apply:

In case of tied scores after the finals in series the shooters who are tied will continue to shoot single shot-for-shot until the tie is broken.

- (1) Shooters who are tied remain at their firing points.

- (2) All other shooters place their firearms in a safe position and leave the firing line immediately after the scoring of their final results has been made.
- (3) The Final will be continued as fast as possible and without additional sighting shots according to the procedure in (j) (3).
- (4) After immediate and final scoring of the shot, the procedure indicated in (j) (3) will be repeated until the tie is broken.

#### **7.10.1 Contingencies, Penalties and Resolutions**

- (a) A firing line officer will be appointed to supervise the firing line, issue warnings, deductions and disqualifications in accordance with finals procedures. The firing line officer will also identify rounds fired prior to the command, **START**, and after **STOP**.
- (b) Upon issuing a warning, deduction, or disqualification, the firing line officer will notify the competitor involved, the chief range officer and the classification officer.
- (c) Violations of the ISSF Olympic Finals procedures 7.10 (j) (3) and 7.10 (k) will be penalized according to the following format:
  - (1) 1st Offense:     **WARNING**
  - (2) 2nd Offense:     **DEDUCTION** of two points from the next shot
  - (3) 3rd Offense:     **DISQUALIFICATION** and the shooter will be ranked in the last place of the participating finalists
- (d) Shooters disagreeing with an announced shot value desiring to challenge must declare intent prior to the initiation of the next shot. The challenged shot will be rescored by the classification officer. The official score will be announced before starting the next shot sequence. There is no challenge fee.
- (e) Should the Chief Range Officer prematurely announce, **STOP**; the following procedure is followed:
  - (1) Announce, **AS YOU WERE! THE SHOT SEQUENCE WILL BE REPEATED FOR FINALISTS HAVING SHOTS REMAINING TO BE FIRED!**
  - (2) The finals sequence 7.10 (j) (3) is initiated.
- (f) If the case of an allowable malfunction the shooter is allowed to complete or repeat the fired shot(s) twice during the finals including shoot-offs if the competitor can repair or replace his rifle or ammunition within three minutes after the malfunctions has been declared allowable.

The procedures are as follows:

- (1) The Final will be interrupted in every case.
- (2) Events with card targets - Targets will not be collected or scored until the shooter has fired his missing shot.  
  
Events with electronic targets - The Range Officer will not announce the shot evaluation and ranking until the shooter has fired his missing shot.
- (3) In all cases of repeated shooting, the starting command of the competition must be given as from the command, **LOAD**.
- (4) If a shooter is unable to repair or replace his firearm within 3 minutes, he will lose the shot and the Final will be conducted 3 minutes later according to the rules.

## 8. TIME LIMITS

**8.1 Computing Time** - Time is not checked on each shot. The time allowance is computed for a complete stage (including sighting shots when specified). In some cases this is on the basis of the specified number of shots multiplied by the allowance per shot. The Chief Range Officer may terminate any relay before completion of the full time allowed, if all competitors in that relay have completed firing. Time allowed but not used does not carry over to another string or stage.

### 8.2 Time Allowances

- (a) Outdoor Courses - Sponsors may reduce time limits shown in Section 7, except those in Rule 7.4, to fit program needs, except at no time shall there be less than 1 ½ minutes per shot allowed for prone and kneeling or less than 2 minutes for standing.
- (b) Changes to time limits must be stated in tournament program. It is recommended that the competitors be given a minimum of 15 additional minutes for each position change but in no case will less than 5 minutes be allowed for each position change. In matches at more than one range or stage when firing must cease to change targets or stages, time may not be accumulated at one range or stage and used at another range or stage. Time for each range or stage will be allotted separately.

### 8.4 Passage of Time

- (a) The Range Officer and/or Jury must inform the shooters of time remaining at ten (10) and five (5) minutes before the end of the shooting time.
- (b) Shots which are fired after the end of the official shooting time, or which are not shot at all, shall be registered as misses, unless the Jury, Referee, or the Range Officers have authorized the shooter extra time.
- (c) Any extension of time which is allowed by the Jury, Referee, or Range Officers will be clearly marked on the record keeper's (scorer's) card with the reason stated and on a larger card or chalkboard clearly visible to the shooter involved. If there is no record keeper or scorer the Range Officer will record the additional time allowed and the reason and will inform the shooter involved.

## 9. COMPETITION REGULATIONS

### 9.1 Changing Rifles

- (a) Free Rifle - Rifles or accessories may be changed during the competition, but all items to be used must comply with these rules (Rules 3.18, 9.8, 9.30(h)).
- (b) 300 Meter Standard Rifle and Air Rifle - No competitor will change his rifle or the stock of his rifle during the firing of any single or multiple stage match (except in aggregate matches), unless it has become disabled and has been so designated by the Jury/Referee. The competitor may adjust the butt plate and/or adjust sights for windage and elevation or its eyepiece at anytime during the competition. The shooter may also adjust his/her hand stop and change front sight inserts at any time during the competition. For the purpose of this rule the firing of a match is considered to have started when the competitor has fired his first record shot. Claim that a rifle is disabled must be made immediately. All shots fired up to the time that the claim is made will stand as part of the official score.

**9.1.1 Changing of Compressed Air or CO<sub>2</sub> Cylinders** - For any reason, cylinders must be changed behind the ready line.

### 9.2 Sighting Shots

- (a) Sighting Shots (unlimited in number) may only be fired before going for record in each stage, match or position. Once the first record shot in a position has been fired, no further sighting shots are allowed unless permitted by the Jury.
- (b) If a shooter must cease fire for longer than three (3) minutes, due to no fault of his own, he may demand extra and equal time. If the interruption is longer than five (5) minutes, the shooter has the right to unlimited additional sighting shots. If a target change requires the shooter to move away from the firing point or get out of position the shooter has the right to unlimited additional sighting shots.
- (c) Unlimited additional sighting shots must be authorized in the event of a disabled rifle. See Rules 9.5 and 10.9.
- (d) A two point penalty will be given for each sighting shot fired after the first record shot except as authorized by the Jury or specified in Rule 9.2 (b).

**9.2.1 Marking of Sighting Target** - The sighting target must be clearly marked, normally, by means of a black stripe in the upper right corner which can be clearly seen with the naked eye. During competition where double target frames are used a broad black band will be hung over the face of the target which is not in use or the target not in use must be removed.

**9.2.2 Misplaced Sighting Shots** - When a multiple bullseye target (with sighting bullseye) is used, and the shooter in his first fired shot of the target (sighting bullseye) misses the scoring area of the sighting bullseye or hits below the guard line or ring when printed on targets, the shooter shall: halt firing, call a Range Official or Referee, have the official verify that the shot is not in the sighting bullseye. The Official shall record this fact and the shooter shall commence firing at the sighting bull again. The Range Officer will continue to observe until the shooter's shot hits the scoring area of the sighting bullseye. At this point, the official will verify all previous shots as sighting shots (they will not be scored as misses) and the shooter will continue firing the match under the rules of the match. No extra time will be allowed for the procedure above. Additional shots outside the scoring rings will be scored as record shots. All penalties used in scoring shall be in force after the first shot that strikes the sighting bullseye. This procedure may only be used when there is one shot hole in the target card.

The following procedure will be followed when firing on the NRA/USAS-50 target if the first sighting shot hits outside a distance measured three-eighths inch from the outside scoring ring of the two sighting bullseyes to the near edge of the bullet hole (or the outside of the printed guard ring when printed). Additional shots outside this distance (or the printed guard ring) after the first shot hits the scoring rings will be scored as record shots. Sighting shots not touching the scoring rings but inside the above measured distance (or printed guard ring) will not involve a penalty or special procedure.

*For sighting shots misplaced onto the target of another competitor, see 14.7.*

**9.4 Defective Cartridge** - A defective cartridge is one:

- (a) Which has such evident structural defect as to cause a misfire or to cause a rifle to fail to function.
- (b) Which does not fire.
- (c) From which the bullet has not left the barrel. (No claim for a defective cartridge shall be allowed if bullet has left the barrel).

**9.5 Disabled Rifle** - A disabled rifle is one:

- (a) That cannot be safely aimed or fired.
- (b) Has suffered damage so that it cannot be fired or will not function properly.
- (c) Has suffered the loss of a sight or damage to the sights. Sights improperly adjusted do not constitute a disabled rifle. A rifle once declared disabled by the Jury/Referee shall not be used again for competition firing until the defect has been corrected and the rifle has been ruled as safe by the Jury/Referee. (For procedure in case of a disabled rifle see Rule 10.9.)

**9.6 Malfunction** - Failure of the rifle to function properly due to mechanical defects or to defective ammunition. Functional failures due to improper manual operation are not to be considered as malfunctions. (For procedure in case of a malfunction see Rule 10.9.)

Note: Running out of air/CO<sub>2</sub> in the middle of a stage does not constitute a disabled rifle or malfunction. No additional time will be given to restore the rifle to shooting condition. Low air pressure in the rifle caused by a damaged seal or leaks will be considered a malfunction or a disabled gun. If the shooter thinks his gun has malfunctioned, he must inform the Chief Range Officer who will make a decision on the rifle. All shots, up to the point of declaration of the malfunctioning rifle, will count.

**9.8 Examination of Equipment** - The shooter is responsible for using equipment that complies with these rules. The tournament officials may spot check a shooter's equipment at any time. The shooter is responsible for submitting questionable equipment to tournament officials prior to the start of the competition.

*Questionable equipment should be examined between positions or after firing so that the shooter is not disturbed while shooting.*

**9.9 Competitor's Position** - A competitor will take his position on the firing line as directed by the Match Officials. No portion of the shooter's body may rest upon or touch the ground in advance of the firing line. This does not prohibit equipment from being placed forward of the firing line. (Rules 3.8 and 3.9)

**9.10 Coaching Prohibited** - During competition, all coaching is forbidden while the competitor is on the firing line. As long as the competitor is on the firing line he may speak only with members of the Jury or with Range Officials. (Exception: Rule 19.4.1)

- (a) If a competitor wishes to speak with any other person, he must unload his firearm, leave it in a safe condition on the line (or the firing bench) and leave the firing line only after receiving permission from the Range Officer, then being careful not to disturb other competitors.
- (b) If a Team Official wishes to contact a shooter on the firing line, he must first obtain the permission of a Jury member or the Official Referee, who will call the shooter off the firing line. The Team Official must not contact the shooter directly while he is on the firing line.

**9.11 Matches Not Complete** - When a match is not completed by all competitors in accordance with the tournament schedule, the match may be rescheduled or canceled. Any stage which has been completed will be included in an aggregate event or for National Record purposes, and a match is not completed unless all competitors have been given the opportunity to fire.

**9.13 Interference with Targets** - Competitors will not be permitted to interfere with the handling of targets by range personnel. No competitor shall touch his own target after it has been fired until final score determination on the target has been made (except as provided in Rule 10.1.9). Final score determination is not reached until all challenges have been settled.

**9.13.1 Interference** - With the exception of competitors actually firing and such range personnel as may be necessary, the firing points and lines will be kept clear at all times. Loud or disturbing noise or talk is not permitted near the firing points. Range Officials, Jury members, Team Officials, and competitors shall limit their conversation to official business when they are near the competitors. The Range Officer shall also ensure that the noise of the spectators is kept at a minimum level (see Rule 10.1.8).

**9.23 Aliases** - No competitor may fire under an assumed name nor may he substitute for another in a match; register, enter, or fire in the name of another.

**9.24 Score and Classification Falsification** - No competitor will falsify his score, or classification, nor that of any other competitor, nor be an accessory thereto.

**9.25 Cross-Fire and Excessive Hits** - No competitor will deliberately fire on the wrong target (cross-fire) nor fire more than the required number of shots, including hits on some other competitor's target and misses (excessive hits). (See Rules 14.7 and 14.10).

**9.26 Bribery** - No person will offer a bribe of any kind to any of the range, statistical personnel, or others, nor be an accessory thereto.

**9.27 Disorderly Conduct** - Disorderly conduct or intoxication is strictly prohibited on the range and anyone guilty of same will be expelled from the range. Expelled competitors will be disqualified from that competition with no return of entry fees. *Intentionally disturbing another competitor is considered disorderly conduct.*

**9.27.1 Willful Destruction of Range Equipment** - No competitor shall cause any range equipment to become damaged through a deliberate act, and anyone guilty of same will be expelled, without a warning, from the range. Expelled competitors will be disqualified from the competition with no return of entry fees.

**9.28 Refusal to Obey** - No person will refuse to obey instructions of the Tournament Officials, if instructions are given in the proper conduct of their office.

**9.29 Evasion of Rules** - No competitor will evade nor attempt to evade nor be an accessory to the evasion of any of the conditions of a match as prescribed in the program or in these rules. Refusal of a competitor or Tournament Official to give testimony regarding facts known to him concerning violations or attempted violations of these rules will constitute being an accessory to the violation or attempted violation.

**9.30 Penalties/Disqualification** - In cases of infringement and contravention of the regulations or of the instructions of Range Officers, the following penalties may be imposed upon the competitor by the Match Director, Referee or Jury:

- Warning
- Deduction of points from the score
- Disqualification

In case of infringement of the regulations:

- (a) A warning must be given so that the competitor may have the opportunity to correct the fault. In case of a serious violation of safety regulations, the Jury or Referee has the authority to impose immediate disqualification.

- (b) If the competitor does not correct the fault within the stipulated time, two points shall be deducted from his score.
- (c) For repeated infringements, the competitor may be disqualified.
- (d) A warning to the competitor, whenever it is possible, should be given so as not to disturb him while firing a shot, unless the infringement concerns safety, in which case the competitor shall be warned immediately.
- (e) If a competitor continues to handle his firearm in a dangerous manner, or continues to violate any of the safety regulations, he may be disqualified.
- (f) A warning to the competitor must be expressed in such terms as will leave no doubt that it is an official warning.
- (g) If the competitor loads his firearms with more than one cartridge, he will be penalized by the deductions of two points from his competition score, in that same series.
- (h) Penalty for firing with equipment that does not comply with the regulation: Any record shot that has been fired with equipment that does not meet these regulations shall be penalized two points.
- (i) If the Referee or Jury is of the opinion that the competitor has attempted to intentionally circumvent the rules or disturb other competitors in an unsportsmanlike manner, he may be penalized by the deduction of two points from his score, or he may be disqualified.
- (j) If the Range Officer, Referee, or Jury considers that the competitor is holding up the procedure unnecessarily, with the intention of gaining unfair advantage, he may be warned, then for every similar fault thereafter, two points may be deducted from his score.

*All irregularities, penalties, misses, malfunctions, extra time allowed, repeated shots or repeated series, annulment of shots, etc., must be clearly marked on the target and on the score card, by the Target Control Office or, when scoring on the target frames, by the responsible Official on the range.*

*Deductions from the score shall always be effected in the series in which the contravention has occurred. If general deductions are involved, they shall be subtracted from the first series.*

- (k) A series is defined as a 10 shot string. Each match is divided into consecutive 10 shot strings i.e., shots 1 through 10 make up the first series, shots 11 through 20 make up the second series, etc.

**9.31 Suspension** - For violations of these rules deemed so to justify, any competitor may be suspended from competition and/or expelled from the National Rifle Association upon presentation of evidence and conduct of a hearing as prescribed in the Bylaws.

*In as much as the commission of any of the foregoing offenses, Rule 9.23 through 9.29, are of such importance as to be major offenses, all of the foregoing that may merit action under Rule 9.31, shall be sent to the NRA Protest Committee. The complaint shall be in writing, notarized and signed by the complainant.*

#### **Shooting Drug Control Policy**

NRA will no longer monitor United States Olympic Committee (USOC) or International Shooting Sport Federation (ISSF) banned substances since it is no longer the National Governing Body (NGB). Shooters who wish to pursue ISSF involvement and feel that they may have a problem, are urged to contact the USOC Drug Hotline at 1-800-233-0393. **Remember!** The athlete is ultimately responsible to ensure compliance with this policy.

## 10. RANGE COMMANDS, CONTROL, AND OPERATIONS

**10.1 Discipline** - The safety of competitors, range personnel and spectators requires continuous attention by all to the careful handling of firearms and caution in moving about the range. Self-discipline is necessary on the part of all. Where such self-discipline is lacking it is the duty of the range personnel to enforce discipline and the duty of the competitors to assist in such enforcement.

*Under no circumstances shall firing commence or continue on a range where an unsafe condition exists.*

**10.1.1 Actions Open** - Unless the rifle is cased, the action must remain open at all times and with an ECI inserted in the chamber. No competitor will aim toward the targets until the proper command is given. No rifle will be handled in any manner to violate any rule of safety.

**10.1.2 Rifles Unloaded** - Rifles will not be loaded until the competitor has taken position at his firing point, rifles pointed toward the targets and the command, **LOAD** has been given.

**10.1.3 Loaded Rifles** - No loaded cartridge will be inserted into the rifle nor placed on the loading ramp except at the firing point and after the command, **LOAD**. The muzzle of the rifle will be pointed in the direction of the targets and will be forward of the firing line until the rifle is discharged or unloaded. The rifles may be laid down only after the removal of cartridges and/or magazines.

### 10.1.4 Cease and Commence Firing

**(a) Cease Firing** - All shooters will immediately stop firing upon the command, **CEASE FIRING**. Actions will remain open (See Rule 14.5) with an ECI inserted in the chamber.

*“Cease” is the preparatory part of the command and “Firing” is the action part of the command. NO shot should be fired after the word “Firing” is spoken.*

**(b) Commence Firing** - All shooters may start firing upon the command, **COMMENCE FIRING** as the timing of the string is started with this command (See Rule 14.5).

*“Commence” is the preparatory part of the command and “Firing” is the action part of the command. NO shot will be fired before the word “Firing” is spoken.*

**10.1.5 Not Ready** - It is the duty of competitors to notify the Range Officer if not ready to fire.

**10.1.6 Loading, Number of Cartridges** - The rifle will be loaded with only one cartridge at a time.

**10.1.8 Disturbance of Competitor** - Should a competitor consider that he was disturbed while firing a shot, he must put down his firearm and immediately make his claim to the Range Officer or Jury Member, without disturbing the other competitors.

(a) If the claim is considered justified, the shot will be annulled and the competitor will be allowed to repeat the shot.

(b) If the claim is considered not justified, the shot will be credited to the competitor.

### 10.1.9 Target Mounting

(a) When a range is equipped with a carrier system permitting the changing of targets from the firing line without suspending firing, competitors may be issued the targets necessary to complete the match. Each competitor will be responsible for hanging his target properly on the target carrier and may, if provided for in the tournament program, remove the fired target under supervision of the Range Officials. Fired targets will be gathered by the Range Officer as soon as each stage is completed.

- (b) When carrier systems are not used each competitor may be required to properly hang his target and remove his or another competitor's fired target under supervision of the Range Officials if provided for in the tournament program.
- (c) When targets are framed (mounted) by persons other than the competitors framing their own targets, competitors must be given the opportunity to observe their assigned target and verify it is clean and of the correct type before the command to load is given.

**10.2 Loud Language** - Loud or abusive language will not be permitted. (See Rules 10.1.8 & 9.27)

**10.3 Delaying a Match** - No competitor may delay the start of a match through tardiness in reporting or undue delay in preparing to fire. (See Rule 18.7).

**10.3.1 Preparation Period** - The shooter has the right to take up his position a minimum of 10 minutes before the commencement of shooting in order to make the final preparations. The sighting target shall also be raised before commencement of shooting so that the shooter can decide on the sights to be used and adjust his spotting telescope. If conditions permit, the Range Officers will allow competitors to move equipment to the line prior to the beginning of the official preparation period. Dry firing is permitted during the preparation period.

In all cases before the second or third stage of a two or three stage match there will be a preparation period of a minimum of two minutes.

**10.3.2 Interrupted Fire** - If for any reason such as safety or technical problems the shooting is interrupted through no fault of the competitor and if the time elapsed is more than 5 minutes, or if the shooter must move his equipment to another firing point, the Jury/Referee will allow unlimited additional sighting shots.

**10.4 Policing Range** - It is the duty of competitors to police the firing points when directed by the Range Officer.

**10.5 Competitors Will Score** - Competitors will act as scorers when requested to do so by the Match Director or Chief Range Officer, except that no competitor will score his own target.

**10.6 Repeating Commands** - A Range Officer will repeat the Chief Range Officer's commands only when those commands cannot be clearly heard by the competitors under his supervision.

**10.7 Firing Line Procedures and Commands** - When ready to start the firing of a match the Range Officer commands, **RELAY NO. 1 MATCH NO.** ...(or naming the match), **ON THE FIRING LINE.** The competitors in that relay take their assigned places at their firing points and prepare to fire but do not load. The Range Officer then states, **THE PREPARATION PERIOD STARTS NOW.** Range Officers check the location of each competitor as to correct firing point by comparing the number of each competitor as to correct point with the relay and target number on his score card or on the range assignments card. At the end of the preparation period the Range Officer states, **THE PREPARATION PERIOD HAS ENDED.**

*Note: In matches where infiltration squadding is allowed by the program, whenever a target becomes vacant the competitor next squadded to fire on that target may take his place on the proper firing point and on command of the Range Officer may commence firing. The Assistant Range Officer in charge of the target concerned will see that no competitor exceeds the time limit.*

*The time each competitor is commanded to commence firing will be noted on his score card and on the score board, if one is used.*

The command, **LOAD**, is permission for the competitor to load and prepare to fire. **COMMENCE FIRING** means to start firing without delay as timing of the string is started with this command. **COMMENCE FIRING** may be signaled verbally or by moving the targets into view.

**CEASE FIRING – UNLOAD AND INSERT YOUR ECI** is the command given by the Range Officer at the end of time limit for each string or at any other time he wishes all firing to cease. Firing must cease immediately. Even if a competitor is about to let off a carefully aimed shot he must hold his fire and open the action of his rifle.

Failure to immediately obey this command is one of the worst infractions of range discipline. On this command actions shall be opened, an ECI inserted into the chamber, and all rifles placed on the shooting stand and not handled until the next command of the Range Officer. **CEASE FIRING** may be signaled verbally, or by moving the targets out of view.

When the command to cease firing is given at the end of a string the command is **CEASE FIRING – UNLOAD AND INSERT YOUR ECI**. On this command all Assistant Range Officers and scorers check their competitors to make sure each one obeys the command before signaling the Range Officer that their portion of the firing line is clear. When all Assistant Range Officers and scorers have given a signal that the range is safe the Range Officer announces, **THE RANGE IS CLEAR**.

Other commands used less frequently are:

**POLICE FIRING POINTS** means pick up fired cartridge cases, empty cartridge cartons and tidy-up the firing line.

**AS YOU WERE** means disregard the command just given.

**CARRY ON** means proceed with whatever was being done before some interruption occurred.

Note: If any incident occurs which indicates possible injury to some living thing should firing continue, Range Officers or competitors will immediately command, **CEASE FIRING – UNLOAD AND INSERT YOUR ECIs**. In all other cases commands will originate with the Chief Range Officer.

Should a target blow out of the frame or otherwise become unserviceable, the Range Officer will report the condition immediately to the Chief Range Officer who will issue such commands and directions as seem appropriate to him.

**10.9 Procedure in Case of Defective Cartridge, Disabled Rifle or Malfunction** - If a shooter has trouble with his firearm or ammunition, he can have it repaired or may continue shooting with another firearm. If the repair lasts for some time, he may be credited with extra time (Rule 9.2(b)), maximum 15 minutes, and will complete shooting at a time determined by the Jury. The shooter has the right to unlimited additional sighting shots. In all cases, the Range Officers or the Jury must be informed so they may decide on the measures to be taken.

**10.10 Electronic Scoring Targets** - Electronic scoring targets are authorized for all events.

#### **10.10.1 Target Officer – Electronic Scoring Targets**

- (a) Target Officers must ensure that there are no shot holes on the white surface of the target, and that any shot marks on the frame are clearly indicated, patch the Backing Targets and the Backing Cards and change the Control Sheets.
- (b) The Backing Cards and Control Sheets must not be patched or changed until after all scoring is completed.

#### **10.10.2 Technical Officers – Electronic Scoring Targets**

- (a) Technical Officers may be appointed to operate and maintain the Electronic Scoring Target equipment; they may offer advice to Range Officers and Jury Members but must not make any decisions.
- (b) Prior to the commencement of each relay of an event, a Jury Member must inspect the Electronic Scoring Targets to confirm the following:
  - (1) There are no shot holes on the white surface of the target.
  - (2) Any shot marks on the frame are indicated clearly.

(3) Backing Cards are free of shot holes.

(4) Control Sheets are renewed.

### **10.10.3 Procedure for Examination of Electronic Scoring Targets following a Score Protest, Complaint, No Indication etc.**

- (a) A Jury Member collects the following items (and the number of the firing point and the orientation of the card, sheet or target, the relay and series and the time of collection must be noted on each):
- (1) Control Sheet. If the location of any shot hole is out of the area of the Control Sheet, the geometric relation between the shot holes on the Control Sheet and the Backing Card must be made before the Control Sheet is removed.
  - (2) Backing Card (300 meters)
  - (3) Black Paper Strip (10 meters) 50 feet
  - (4) Black Rubber Band (50 meters/yards)
  - (5) Accident Report
  - (6) LOG-Print
  - (7) Data record from the electronic scoring target computer (if necessary).
- (b) A Jury Member must examine the face of the electronic scoring target, and the frame, and record the location of any shots outside the black aiming mark.
- (c) No CLEAR LOG must be made before the Jury has given permission.
- (d) The number of shot holes must be counted and their location taken into account. The Jury Members must examine the items above and then make independent assessments before a formal Jury decision is made.
- (e) A Jury Member must supervise any manual intervention of the control computer results (e.g., introduction of penalties, corrected scores after malfunctions etc.).

### **10.10.4 Cross-Fires**

- (a) Cross-fires of competition shots must be scored as misses.

If a shooter fires a sighting shot on the competition target of another shooter, he must be penalized by deduction of two (2) points from his own score deducted from the first series.

- (b) If a shooter fires a sighting shot on the sighting target of another shooter no penalty is incurred.
- (c) If a shooter receives a confirmed cross-fire shot and it is impossible to determine which shot is his, he must be credited with the value of the highest undetermined shot.
- (d) If there are more hits on a shooter's competition target than are provided for in the program, and if it is impossible to confirm that another shooter(s) fired the shot(s), the hit(s) of the highest value must be nullified.
- (e) If a shooter wishes to disclaim a shot on his target, he must report this immediately to a Range Officer.
- (f) If the Range Officer confirms that the shooter did not fire the disputed shot(s), he must make the necessary entry on an Accident Report and the shot must be annulled.

- (g) If the Range Officer cannot confirm beyond all reasonable doubt that the shooter did not fire the disputed shot(s), the shot(s) must be credited to the shooter and must be so recorded.
- (h) The following must be considered as reasons to justify the annulment of a shot:
  - (1) If the Range Officer confirms by his observation of the shooter and the target that the shooter did not fire the shot.
  - (2) If a missed shot is reported by another shooter or Range Officer at approximately the same time, and from within the neighboring two or three firing points.
- (i) When using 300 m electronic scoring targets, cross-fires should not register on the recipient's target, but an indication will be received at the control center. The firer, whose target does not receive the expected shot, will be given a miss (zero) and an indication that he has cross-fired.

#### **10.10.5 Failure of Electronic Scoring Target Systems**

- (a) In the event of a failure of ALL the targets on a range:
  - (1) The time of failure and the expired shooting time must be recorded by the Chief Range Officer and the Jury.
  - (2) All completed competition shots of each shooter must be counted and recorded. In the event of a range power supply failure, this may involve waiting until the power supply is restored to enable the number of shots registered by the target, not necessarily on the firing point monitor, to be established.
- (b) After the failure is rectified and the full range is in operation, an additional five (5) minutes will be added to the competition time remaining. The time for recommencing is to be announced over the loudspeaker system at least five (5) minutes beforehand. Shooters must be allowed to resume their position in the five (5) minutes before the competition restarts. Unlimited sighting shots must be allowed during the remaining shooting time, but only before competition shots are resumed.

- (c) Procedure of the failure of a SINGLE target.

If the Electronic Scoring Target cannot be repaired within five (5) minutes, the shooter will be moved to a reserve position and when he is ready to shoot an additional five (5) minutes will be added to the competition time remaining. He will be permitted unlimited sighting shots.

- (d) Complaint concerning failure to register or display a shot on the monitor of an Electronic Scoring Target system
  - (1) The shooter must immediately inform the nearest Range Official of the failure. A range official must make a written note of the time of the complaint. One or more Jury Member(s) must go to the firing position.
  - (2) The shooter will be directed to fire one more aimed shot at his target.

If the value and location of this shot is registered and displayed on the monitor, the shooter will be directed to continue the competition. The value, location and time of firing of this extra shot must be recorded, its shot-number (having included the missing shot) and its value and its shot-location, and the firing point number must be given to the Jury in writing and an Accident Report.

After the end of that relay of the competition the Procedure for Examination of Electronic Scoring Targets will be applied. Using this information and the time of the extra shot and its location, the Jury will determine whether all shots, including the extra shot are recorded on the computer record.

If all the shots are recorded correctly, then the questioned shot will be counted in the score of the shooter, as well as the shot fired immediately after (as the "extra" shot), but the last shot fired (extra to the competition) will be annulled.

If the questioned shot has not been located applying the Procedure for Examination of Electronic Scoring Targets nor elsewhere, then only those correctly recorded shots excluding the last shot fired (extra to the competition) are to be counted in the score of the shooter.

If the questioned shot has not been located in the computer memory, but is located elsewhere, the Jury will determine the validity and score-value of the questioned shot.

- (3) If the extra shot fired as directed does not register or display and the Electronic Scoring Target cannot be repaired within five (5) minutes, the shooter will be moved to a reserve position and when he is ready to shoot an additional five (5) minutes will be added to the competition time remaining. He will be permitted unlimited sighting shots.

The shooter will repeat the two (2) competition shots which did not register nor display on the previous target used.

- (4) The shooter will be credited with the score of all the shots which were displayed on the monitor of the first target plus the score of all the properly fired competition shots which were displayed on the second target used. If the two (2) extra shots were later found in the computer record of the previous target they will be annulled.

- (5) If a shooter complains during sighting shots about the correct recording or evaluation of the shot(s), the Jury may offer to move him to another firing point. The shooter is given appropriate extra time. The Jury examines the sighting shot(s) as soon as possible applying the Procedure for Examination of Electronic Scoring Targets on the original firing point.

If this subsequent examination shows that the target on the original firing point provided correct results, the shooter will be penalized with the DEDUCTION of two (2) points from the lowest value shot of the first competition series.

(e) Failure of the paper or rubber band

If Jury decides that the problem is because of the failure of the paper or rubber band to advance, the shooter will be moved to a reserve position. He will be permitted unlimited sighting shots to be taken within the time remaining for the competition plus any additional time granted. Then he will repeat the number of competition shots determined by the Jury. The shooter will be credited with the score of all the shots which were correctly displayed on the monitor of the first target plus the score of all the necessary competition shots fired on the second target to complete the course of fire. After the relay the Jury will decide which shots are to be counted from each target.

(f) Challenge concerning the shot value Electronic Scoring Targets

- (1) After the relay, the detailed printer results (LOG-Print) must be generated by the Technical or Range Officers for all firing lanes on which complaints or protests have been made, and for the immediately adjacent lanes, before the equipments are reset for the next relay.
- (2) After the completion of the relay, the Procedure for Examination of Electronic Scoring Targets will be applied. Any non-indicated shot must be scored by the Jury.

**10.14 Slow Target Operation (with Pit Service)** - If the competitor considers that the marking is extremely slow, he may report this to the Range Officer to rectify this situation. If there is no improvement, the competitor or his team leader has the right to appeal to the Jury. If the claim is considered justified, the Jury may grant an extension of time.

## 11. TOURNAMENT OFFICIALS

**Tournament Officials** - Officials will be thoroughly familiar with conditions of the program and with National Rifle Association Rules. Officials may compete in any Approved, Registered, State and Regional Tournaments. National Championship match officials may not compete.

**11.1 Match Director** - The Match Director is the official primarily responsible for the efficient conduct of the entire tournament. He may change match and firing conditions from those shown in the program, provided a Match Director's Bulletin is posted for the information of all competitors, and that such changes are not contrary to current NRA rules. The Match Director is also directly responsible for the efficient operation of the range and Statistical Office and for the safety and proper discipline of all tournament operating personnel, competitors and spectators. Instructions from the Match Director for the operation of the tournament must be complied with by all persons on the range. The Match Director will use the best possible judgment at all times. His behavior and decisions must be characterized by absolute impartiality, firmness, courtesy and complete awareness. In the application of these rules, the Match Director will confer with the NRA Official Referee or Jury on any doubtful point and will be guided by the Official Referee's or Jury's recommendations. The Match Director may disqualify a competitor(s) under provisions of Rule 9.30.

**11.1.1 Deputy Match Director** - The Deputy Match Director, when appointed, is responsible to the Match Director for the efficient conduct of the entire tournament, and acts for the Match Director in all matters listed in Rule 11.1. A Deputy Match Director is appointed at the discretion of the sponsor.

**11.2 Official Referee** - An Official Referee may be assigned at all NRA Sanctioned State, Sectional, Regional and National Championships. Assignments are made from the Headquarters of the National Rifle Association. The NRA Official Referee is not an administrative or operating official and is not responsible for behavior or efficiency of either Range or Statistical Office personnel. It is the responsibility of the Referee to properly interpret and apply all National Rifle Association Rules. The Official Referee's decision is final in scoring of challenged targets except when scoring is in the pit and at National Championships. He will not score except when called on to rule on challenges. It is the Referee's duty to rule on all protests and challenges. Except in an emergency involving the safety of personnel or property, the Referee will not give instruction directly to tournament operating personnel, but will give all such instructions through the Match Director. In the event of a disagreement between Match Officials, the Official Referee shall prevail with recourse only to the Protest Committee. The NRA Official Referee may not change the NRA Rules as printed herein or as officially amended. It is the duty of the Referee to render a complete report to the National Rifle Association covering all phases of the tournament. The Referee may disqualify all or any portion of the score, if, in the Referee's opinion the conditions warrant such action. A report will be submitted on any Tournament Official who refuses to accept proper instructions given by the Official Referee. After a full hearing is held by the Protest Committee on such a report, the Association may:

- (a) Warn, suspend, or bar anyone from serving or competing in NRA competition.
- (b) Warn, suspend, or cancel Certificate of the Official Referee.
- (c) Refuse to accept for registration or approval any further tournament conducted on the same range or by the same organization until the unsatisfactory condition reported by the Official Referee has been corrected.

Official Referees may not compete in any match fired in conjunction with any tournament where they are officiating. The Official Referee assigned to a Registered Tournament may disqualify a competitor(s) under provisions of Rule 9.30.

### 11.2.1 Jury

- (a) In all Registered Tournaments where no Official Referee is assigned, other than National Championships (see below), a 3-member Jury will be formed by the Match Director to perform the functions of the Official Referee as described in Rule 11.2. The Chairman of the Jury must be a member of the sponsoring organization, and complete the reports required by NRA. The members of the Jury may or may not be competitors in that tournament. Under no circumstances may any Match Official (Rules 11.1, 11.4, 11.5,

11.6, and 11.7) be a member of the Jury. The Jury Chairman may disqualify a competitor(s), as directed by the Jury, under the provisions of Rule 9.30.

- (b) At National Championships, a Protest/Appeals Jury and a Jury shall be appointed by the Match Director and each shall be comprised of a minimum of three members. The Protest/Appeals Jury shall have no administrative or operating functions. It shall be the responsibility of the Protest/Appeals Jury to see that all NRA Rules are properly interpreted and applied at the National Championships and to rule on all protests presented at the National Championships. Decisions of the Protest/Appeals Jury are final. The Protest/Appeals Jury may not change NRA Official Rules or the Official Program.
- (c) At National Championships and Registered Tournaments, Jury members shall exempt themselves from ruling on a matter in which they are personally involved. The Match Director will name a replacement for that Jury member while ruling on that action.

**11.4 Range Director** - When appointed, the Range Director and Deputy Range Director are responsible to the Match Director, and have supervisory responsibility for the Chief Range Officers and for the efficient and safe operation of the ranges. Appointment of a Range Director and Deputy Range Director is authorized when multiple ranges are in operation.

**11.4.1 Chief Range Officer** - Will have a full charge of the range and will conduct the matches on the schedule approved by the Match Director. He is responsible for range safety, and for enforcing all rules.

**11.5 Range Officers** - Each Range Officer is an assistant to the Chief Range Officer. He is responsible for the safety and discipline of range personnel, competitors and spectators in the sector of the range to which he has been assigned.

- (a) Checks that they conform with the scoring schedule and register.
- (b) Is responsible for the accurate recording of shots.
- (c) Calls the competitors.
- (d) Gives necessary commands.
- (e) Supervises the correct working of the targets.
- (f) Checks the competitor's shooting position.
- (g) Checks the firearms and equipment of the shooters have been examined.
- (h) Is responsible for maintaining order on the range, with particular attention to safety.
- (i) Receives protests and decides on them or passes them on to the Chief Range Officer.
- (j) The Range Officer is directly responsible to the Chief Range Officer for the section of the competition entrusted to him, but will constantly cooperate with the Referee/Jury.

**11.6 Statistical Officer** - The Chief Statistical Officer is in charge of all statistical work in connection with the match except the actual recording of scores when this is done on the range. He is assisted by such Assistant Statistical Officers as may be required. The Statistical Officer is directly responsible to the Match Director.

The Chief Statistical Officer shall ensure that all plugged shots are initially examined by two scorers and he shall designate an appropriate number of scoring supervisors to evaluate plugged shots in the case of disagreement between the initial two scores as provided in Rule 14.3.1(b) and 14.3.1(c).

At National Championships, the Chief Statistical Officer shall designate an appropriate number of challenge officers. No challenge officer shall make a challenge decision on any shot which he may have previously

evaluated as a scorer or as a scoring supervisor. No member of the National Championship Protest/Appeals Jury shall serve as a Challenge Officer. (See Rule 16.1.2)

**11.6.1 Duties of Office** - It is the duty of the Statistical Office to:

- (a) Register competitors, and check their eligibility and classification.
- (b) Accept match entries.
- (c) Prepare, post and keep current a list of competitors showing name, number and classification.
- (d) Squad competitors and prepare range assignment cards where such cards are used.
- (e) Prepare official score cards.
- (f) Check addition on score cards and correct totals.
- (g) Score targets and tabulate scores in order of merit.
- (h) Prepare Preliminary and Official Bulletins.
- (i) Maintain an Official Bulletin Board.
- (j) Determine award winners and distribute awards.
- (k) Report to Match Director, NRA Official Referee, or Jury for appropriate disciplinary action any irregularities in firing or scoring which may be indicated by squadding records or score cards.
- (l) Make required reports to NRA within specified time.

**11.6.2 Retention of Records** - The Statistical Office will retain in good order all completed official score cards for 30 days, and all fired targets (except those scored on frame) until the expiration of the time allowed for challenges and protests.

**11.6.3 Preliminary Bulletins** - Preliminary Bulletins on all matches will be posted promptly on the Official Bulletin Board and remain a reasonable length of time to allow competitors to notify the Statistical Office of apparent errors. The challenge closing time will be stated on each bulletin. However, where a bulletin board is used and all scores of competitors are copied thereon, such will be accepted in lieu of the above, provided a notice appears as to the close of challenge time.

**11.6.4 Official Bulletins** - Official Bulletins will be posted on the Official Bulletin Board. However, in the procedure outlined in Rule 11.6.3 for bulletin boards, such scores shall be acceptable and become final after the lapse of the challenge time period and shall act as an Official Bulletin.

**11.6.5 Correction of Bulletin Errors** - The Statistical Office will correct errors which come to the attention of the office prior to publication of the Official Bulletin.

**11.6.6 Changing Official Bulletins** - No Official Bulletin shall be changed except on authority of the Match Director, Official Referee, or Jury granted before the time has expired for challenging the last of the preliminary bulletins required to cover all the scheduled events. Subsequent changes from the Match Director, Official Referee, or Jury are limited to correction of:

- (a) Typographical errors.
- (b) Aggregate bulletins on which the total score does not agree with the scores as shown on the Official Bulletins for the matches constituting the Aggregate.
- (c) Where an error has been made by not following the program schedule of awards.

- (d) Errors in classification of competitors, the competitor having been previously advised of such error and of correct classification.
- (e) Disqualification of competitors as provided by Rule 9.30.

**11.6.7 Squadding** - Where advance entries are received, squadding for all matches may be made in advance. Competitors may be squadded so they move a predetermined distance along the firing line after each match.

**11.6.9 Infiltration Squadding** - A method of making maximum use of available time and range space. Infiltration squadding is best suited to slow fire matches with generous time limits when automatic, pit-operated or carrier-mounted targets are used. In this method of squadding, whenever a target becomes vacant the competitor next squadded to fire on that target may take his place on the proper firing point and on command of the Range Officer may commence firing.

**11.6.10 Range Assignment Cards** - When used, range assignment cards are prepared by the Statistical Office and delivered to the Range Officers prior to each match. Range Officers check competitors on the firing line to ascertain that each is on the proper firing point as indicated by the range assignment card. Should any reassignment of competitors be necessary on the firing line Range Officers will carefully note such reassignments in the space provided on the range assignment card. These cards will be turned in to the Statistical Office immediately upon the conclusion of each relay.

**11.7 Target and Pit Officers** - The targets and frames are under the command of the Chief Target Officer and Assistant Target Officers as may be required. Target Officers are under the command of the Chief Range Officer.

The Target Officer is responsible for the safety and discipline of personnel engaged in the handling of targets. He is responsible for the maintenance of targets in proper operating condition and for efficient mounting and dismounting of paper targets during the progress of the match. When targets are framed by the competitor, it is the competitor's responsibility that the correct target for the range being fired is framed. When targets are operated from pits, the number of pit officers should correspond to the number of Range Officers. They are responsible for their assigned group of targets to ensure that targets are rapidly pulled, scored, marked, changed as necessary and raised for the shooter's next shot. If a shot hole cannot be located on a target, the pit officer is responsible for determining whether the shot hole is on a neighboring target and in consultation with the Jury and Range Officers, resolving the situations according to Rule 14.7.

**11.8 National Championship Protest Committee** - A National Championship Protest Committee may be appointed by the Match Director of any NRA National Championship. When such a Championship Protest Committee is appointed, decisions on Protests by that Committee at the Championship are final, without appeal to the NRA Protest Committee (See Rule 16.2.1). When possible cases of suspension from competition arise from an incident or incidents in a Championship, the Championship Protest Committee may not act, but must forward a recommendation to the NRA Protest Committee for action. No member of the National Championship Protest Committee may be a competitor in that tournament.

Time frames for the submission of Protests listed in Rule 16.3(c) and (d) may be modified during National Championships at the discretion of the Match Director, provided that notice is published either by means of the Championship Program, or by Match Director's Bulletin.

**11.9 Duty of Competitors** - It shall be the duty of all operating officials and personnel to conduct themselves properly by being fair and impartial to all in carrying out their various duties. No official shall molest a competitor nor allow such practice by another official or other competitors. Should a competitor's equipment or demeanor warrant disqualification for an individual match or tournament, it should be done in such a manner as will cause the least inconvenience to all concerned. In so doing, the official should state to the competitor the rule or section of rules under which the disqualification is being made.

## 12. TEAM OFFICERS AND DUTIES

**12.1 Team Captain** - In team matches, each team must have a designated Team Captain. He is responsible for maintaining discipline within his team. He will cooperate with tournament officials in the interests of safety, efficiency and good sportsmanship. A Team Captain is responsible for all members of his team. In team matches, it is his responsibility to:

- (a) Be familiar with the program.
- (b) Make proper entries.
- (c) Have team members report at proper firing points at the right time with approved equipment and attire, ready to fire.
- (d) Check scores, and make challenges and protests.
- (e) Check preliminary and official bulletin and official announcements.

**12.2 Coach** - All coaching is forbidden, except as per Rules 9.10 and 19.4.1.

**12.4 Substitution of Alternates** - If alternates are allowed and have been named on the entry form, the Team Captain may substitute an alternate for a firing member at any time before the firing member concerned has fired his first shot of the match (sighting or record), notifying the Scorer and a Range Officer accordingly.

### 13. PHYSICALLY DISABLED SHOOTERS

**13.1 Physically Disabled Shooters** - A shooter who because of physical disability cannot fire from one or more of the prescribed shooting position outlined in these rules, or who must use special equipment when firing, is privileged to petition the NRA Protest Committee for permission to assume a special position or to use modified equipment, or both. This petition will be in the form of a written request from the person concerned to the Committee outlining in detail the reasons why the special position must be assumed or the special equipment must be used. The petition shall be accompanied by pictures of the shooter in the position he desires approved and, if special equipment is required, the picture will show how this equipment is used. The petition and all pictures must be furnished in exact duplicate. The petition must be accompanied by a medical doctor's statement if the physical disability is not completely evident in the pictures submitted.

- (a) Each petition will be reviewed by the NRA Protest Committee. The Committee may require additional or supplementary statements, medical information, or pictures. If approved, the NRA Secretary will issue a special authorization certificate to the individual concerned. Such certificates will have necessary pictures attached.
- (b) Shooters who have received special authorization certificates will be required to carry them when competing in competition governed by NRA Rules, and to present the certificates when requested by officials of the competition or by NRA Official Referees.
- (c) In the event of a protest involving the position or the equipment used by such a shooter, the Official Referee, or Jury will compare the questioned position or equipment with the certificate and photographs presented by the shooter. If the shooter's position or equipment does not, in the opinion of the officials, conform to that authorized by the NRA Secretary (or if the shooter has no authorized certificate or pictures), the protest shall be allowed and the shooter will be required to change immediately to the position or equipment which has been approved or to an otherwise legal position or equipment.
- (d) Should a protest be carried beyond the Official Referee, or Jury, the original protest will be endorsed by the Referee, or Jury Chairman to show the action he has taken and will be forwarded to the National Rifle Association.
- (e) National Records may not be established by use of scores fired in special positions or with special equipment as may be authorized according to this rule.
- (f) Two types of authorizations are issued: temporary and permanent. Permanent authorizations are issued to competitors who are permanently disabled.

**13.2 Temporary Disability: Substitute Position** - Any person who has a temporary physical disability as substantiated by a current written medical opinion which prevents him from using a specified position as defined in this rule, may assume the next more difficult position in lieu of that position. In this manner, kneeling may be used for prone, and standing may be used for kneeling. Any substitute position must conform to the rule which defines it. The Match Director must be informed of the substitute, and may require that the substitute position be demonstrated so he may be certain that it meets the definition of the appropriate rule.

## 14. SCORING AND MARKING

### 14.1 When to Score

- (a) Before scoring any target, examine it and count the hits to determine whether there are hits of uncertain value requirement gauging (Rule 14.3), misses (Rule 14.4), possible ricochet hits (Rule 14.8), or conditions possibly requiring application of Rules 14.9 through 14.11. Only a Pit Officer (Range Officer if targets are scored on the frames without pits, or Statistical Officer if scored in the Statistical Office) may decide the scoring when any of these rules apply. If the rules do not apply or if they do and their applicable procedures have been completed, then proceed as in paragraphs (b) or (c) below for each shot credited to the competitor.
- (b) When targets are scored in the pits, spot and signal each shot when fired.
- (c) When targets are scored on the frames without pits, or are scored in the Statistical Office, score at the end of each target or string.

**14.2 Where to Score** - Smallbore and Air Rifle targets will be scored in the Statistical Office. 300 meter targets may be scored on the target frames in the pits or in the Statistical Office.

**14.2.1 Targets as Score Cards** - Targets constitute the score cards when scored in Statistical Office and therefore must be retained in good order until the time allowed for filing challenges and protests has expired.

**14.3 How to Score** - A shot hole, the lead edge of which comes in contact with the outside of the bullseye or scoring rings of a target, is given the higher value. If a competitor fails to hit any target (shot/s outside the scoring ring) that shot will be scored as a miss (zero). A scoring gauge will be used to determine the value of close shots. Scores must indicate on the target which shots were plugged.

*The 10 dot of the new NRA/USAS-50 target must be obliterated in order to score a 10 using the ISSF 5.60 plug.*

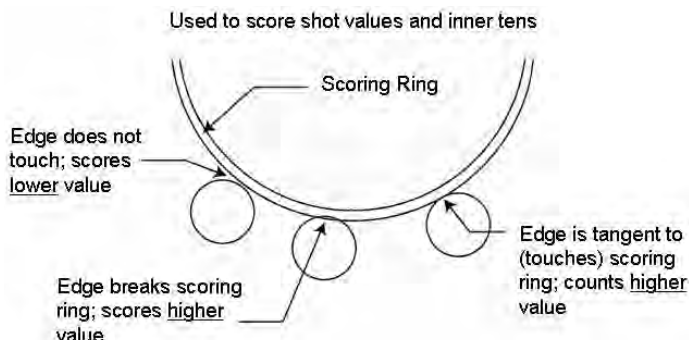
- (a) Inside scoring is done as follows:

The higher value will be allowed in those cases where the flange on the gauge touches the scoring ring.

For 300 meter, 50 meter, Air Rifle center shots and 50 foot use inward plugs (scoring toward the center). Inward gauges must be within the following limits:

(1) Air Rifle	.177 - .179	(4.5 - 4.55 mm)
(2) Smallbore	.2225 - .2240	(5.65 - 5.69 mm)
(3) 300 Meter	8.0 - 8.05 mm	
(4) NRA/USAS-50	5.60 - 5.65 mm (ISSF)	(Shot values of 3, 4, and 5)

*Note: When using the above gauges, all shot holes that touch (are tangent to) a higher scoring ring will receive the higher value. The NRA/USAS-50 target below shows scoring with inward scoring gauges.*



NRA/USAS-50 TARGET – SCORING WITH INWARD SCORING GAUGES

(b) Outward scoring is done in the following manner:

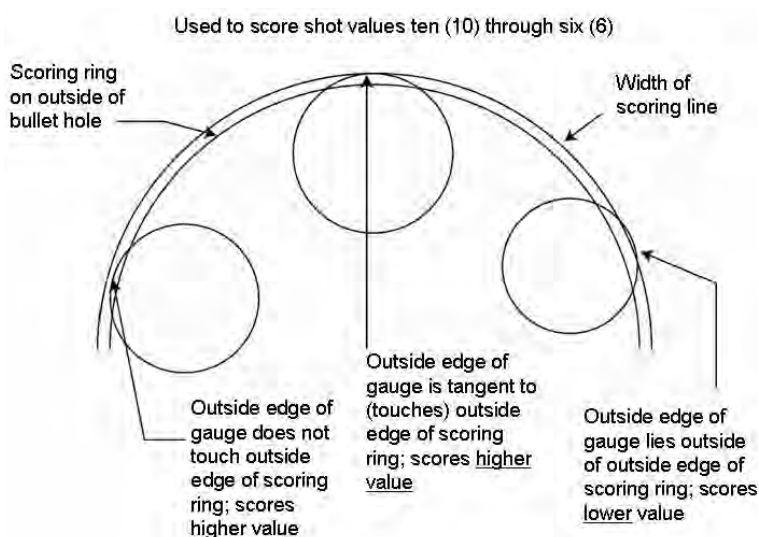
For 10 meter (all shots), and the NRA/USAS-50 target (value 4-10), the outward gauges (scoring away from center) will be used to determine the value of close shots. Outward gauges must be within the following limits:

- |                         |                                  |
|-------------------------|----------------------------------|
| (1) Air Rifle           | 5.45 - 5.50 mm                   |
| (2) NRA/USAS-50 outward | 9.03 - 8.98 mm (4-10 rings only) |

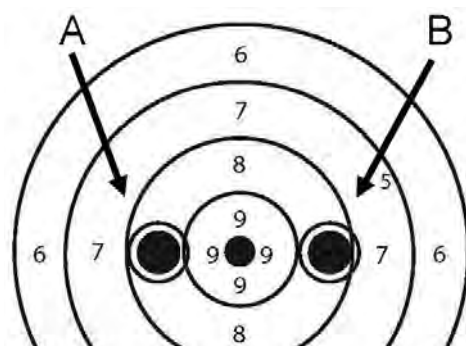
*When scoring using outside scoring gauges, all shot holes receive the higher value where the outside edge of the flange is lying within (tangent to) the lower scoring ring.*

*Note: The term "Target Card" will be interpreted as applying to all record bullseyes framed at one time.*

Note: All shots on the NRA/USAS-50 target will be scored with the outward plug (9.03-8.98) except 3s, 4s, and 5s that will be scored with the inward plug (5.60-5.65).



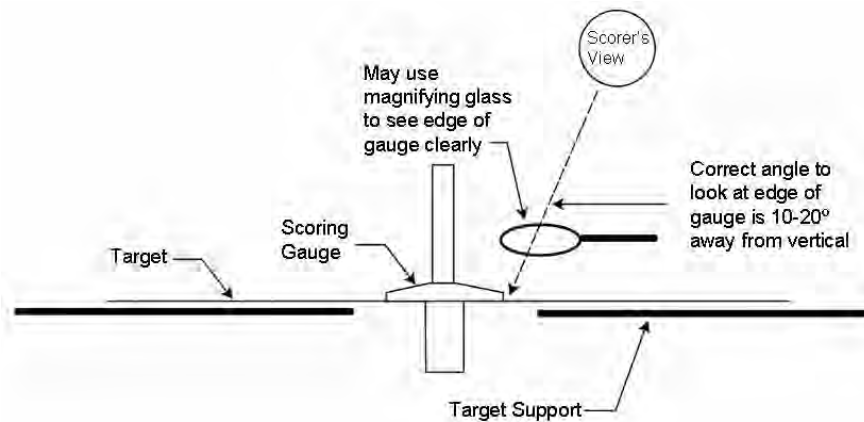
### SCORING WITH OUTWARD SCORING GAUGES



The "A" illustration depicts a doubtful shot hole with the OUTWARD scoring gauge in place. The outside edge of the flange is lying within (tangent to) the 7 ring therefore the shot would be scored a 9.

The "B" illustration depicts a doubtful shot hole. The OUTWARD scoring gauge shows the outside edge of the flange lying over the 8 ring and into the 7 ring thereby giving a result of 8 for shothole "B".

**14.3.1 Use of Plug Type Scoring Gauges/Overlays** - Shots in dispute will be scored with the aid of a plug type gauge. When the accurate use of the plug is made difficult by the close proximity of another bullet hole or the condition of the target paper, the shot value will be determined by means of an engraved gauge of some flat, transparent material, to aid in reconstruction the position of a scoring ring or number of bullet holes which may overlap. This figure shows the correct method of scoring a gauged shot.



- (a) Re-plugging or re-gauging is permitted as needed.
- (b) When scoring 300 meter targets on frames in the pits, use of the plug gauge will be restricted to the Chief Pit Officer or other personnel designated by the Match Director. In all other cases, when a plug gauge is used, two scoring officials must examine the shot hole. Each scorer must mark the target with a "+" or "-" to indicate his decision on whether the shot goes to the higher or lower value. When both scores agree, the value is written on the target and initialed by both scorers.
- (c) When the two initial scorers disagree, a decision from a scoring supervisor shall be requested immediately and before the plug is removed. After inspecting the plugged shot hole, the scoring supervisor shall indicate his decision by writing "+" or "-" on the target and he shall mark the value of the shot on the target. All three scoring officials shall initial the target.
- (d) All plugged shots will be so indicated on the target.
- (e) A single well defined shot hole will be plugged only, never overlaid.

**14.3.2 Scoring Inner Tens** - Inner tens must be scored when necessary to break ties (see Rule 15). For 300 meters, 300 yards, or 200 yards, inner tens are scored as described in Rule 14.3.2(c).

- (a) Air Rifle 10 meter targets (AR5/1, AR5/5, AR5/10) inner tens are scored as follows: when the ten ring (dot) has been shot out completely as determined by the use of a 4.5 mm inside air rifle plug gauge.
- (b) Smallbore Rifle 50 feet (NRA/USAS-50 target) inner tens are not scored.
- (c) Outdoor 50 yard or 50 m (A-50, A-51 targets) Any shot touching the inner ten ring.

### 14.3.3 Electronic Scoring

Approved electronic scoring machines are authorized as follows:

- (a) 10 meter
- (b) 50 feet
- (c) 50 meter
- (d) 300 meter - When available may be used for all.

When using Electronic Scoring Targets (EST), member(s) of the Jury will be present to assist in the resolution of any matters relating to scoring.

**14.4 Misses** - Hits outside the scoring rings on a shooter's own target are scored as misses, except misplaced sighting shots as detailed in Rule 9.2.2.

**14.5 Early or Late Shots** - If any shots are fired before the starting signal to commence fire or after the signal to cease fire (See Rule 10.7) the shots of highest value equal to the number fired in error will be scored as misses.

**14.7 Excessive Hits** (*For the purpose of resolving internal cross-fires*)

- (a) If a competitor fires more shots on a record bullseye than are provided for in the program he shall not be penalized for the first two such occurrences. For the third and all succeeding such shots, he shall be penalized by the deduction of two points each time. The competitor must fire a correspondingly fewer number of shots at a succeeding bullseye in the same match.

This rule applies to each position in three position events (3x40, 3x20 [See Rule 7.3e]) as if they were separate events.

The scoring process in this situation requires the transfer of the value of the excessive shot(s) to targets with less than the originally programmed number of shots. If the actual shot(s) to be transferred cannot be established clearly, the shot(s) with the lowest value must be transferred forward to the next target so the shooter will gain no advantage in a count back situation.

- (b) If there are more hits on a shooter's record target than are provided for in the program, and if it is impossible to confirm that another shooter(s) fired the shot(s), the corresponding number of surplus shots, hits of highest value, shall be nullified.
- (c) If a competitor wishes to disclaim a bullet hole on his target, he will report this immediately to the Range Officer.

If the Range Officer confirms that the competitor did not fire the disputed shots, he will make the necessary entry on the Accident Report, and the shot will be annulled.

If the Range Officer cannot confirm beyond all reasonable doubt that the competitor did not fire the disputed shot(s), the shot will be credited to the competitor and will be so recorded.

The following shall be considered sufficient to justify the annulment of a shot:

- (1) If the Scorer confirms by his observation of the competitor and the target that the competitor did not fire the shot.
- (2) If a missed shot is reported by another competitor or Scorer at approximately the same time, and from within the neighboring two or three shooting stations.
- (d) If a shooter receives a confirmed cross-fired shot and it is impossible to determine which shot is his, he will be credited with the value of the highest undetermined shot.

**14.7.1 Too Many Shots in an Event** - If a shooter fires more shots in the event than are provided for in the program, the extra shot(s) must be annulled. If the shot(s) cannot be identified, the highest value shot(s) must be annulled on the target in question. The shooter must also be penalized by the deduction of two points for each excessive shot fired, deducted from the lowest value shot(s) in the first series.

*Note: If too many shots are fired in the prone stage of a 60x40x40 match, the penalty will be deducted from the 5th series.*

**14.8 Ricochets** - A hole made by a ricochet bullet does not count as a hit and will not be scored.

**14.9 Visible Hits and Close Groups** - As a general rule only those hits which are visible will be scored. An exception will be made in the case where the grouping of 3 or more shots is so close that it is possible for a

required shot or shots to have gone through the enlarged hole without leaving a mark, and there has been no evidence that a shot or shots have gone elsewhere than through the assigned target. In such case, the shooter will be given the benefit of the doubt and scored hits for the non-visible shots, on the assumption they passed through the enlarged hole. If such assumption could place a non-visible hit in either of two scoring rings, it shall be scored in the higher-value ring.

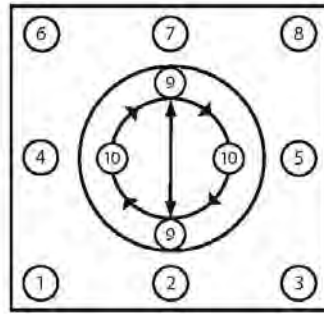
#### **14.10 Hits on Wrong Target**

- (a) If a competitor fires a sighting shot on the sighting target of another competitor, he shall not be penalized.
- (b) If a competitor fires a sighting shot on the record target of another shooter, he shall be penalized by deduction of two points from his own score.
- (c) Any cross-fire of a record shot onto another shooter's target will be scored as a miss (zero).

**14.11 Scoring Altered Targets** - Targets intentionally altered, or marked to benefit a shooter over other competitors, will not be scored.

#### **14.18 Signal Systems for Scoring Targets**

- (a) When pit service is provided and official scoring is done in a central scoring area, as soon as the pit operator receives the signal to change the target, he shall lower the target, remove the fired target and replace it with a new competition or sighting target in accordance with the signal from the firing line.
- (b) When pit service is provided and official scoring is done by the marker in the pit, as soon as the marker in the pit receives a signal for marking he shall:
  - (1) Lower the target.
  - (2) Cover the hole with transparent paper and overlay a contrasting paper over the previous hole to mark the location of the last shot when more than one shot per target is fired.
  - (3) Write the value of the hit on the target card.
  - (4) Raise the target.
  - (5) Show the value of the hit by the diking system described in paragraph (c) below or by any other system which is approved by the NRA and published in the official program.
- (c) When the diking system is used in 300 meter events to indicate shot value, it shall be done by means of a thin circular disk 20 to 25 cm (~7 ¾ to ~9 ¾ inches) in diameter, painted black on one side and white on the other and mounted on a thin staff, which is normally fastened on the white side and 3 to 5 cm (~1 ¼ to ~2 inches) to the right of the center. For 50 meter/yard marking, the disk should be 5 to 8 cm (~2 to ~3 ¼ inches) in diameter.
  - (1) The position of the last hit shall be marked as described in paragraph (b) 2 above.
  - (2) The value of the 1, 2, 3, 4, 5, 6, 7, and 8 hits will be shown by placing the disk, dark side toward the firing line, on the appropriate spot on the target frame in the raised position, as indicated in the following diagram.
  - (3) If the hit is a nine, the disk is moved up and down several times over the black aiming mark on the target with the white side of the disk facing the firing line.
  - (4) If the hit is a ten, the disk, white side facing the firing line, is moved in a clockwise circle in front of the black aiming mark.



- (5) A shot that does not hit the target is marked only by moving the black side of the marking disk three or four times sideways across the face of the target.
- (6) If the hit is on the target card, but not in the scoring area, it is marked by first marking a miss and then by indicating the position of the hit.
- (7) On pit operated ranges where a board or card system visually indicates to the shooter the value of the shot fired, this system may be used in lieu of the dinking system described above.

## 15. DECISION OF TIES

*In all cases where Olympic Finals are used, refer to Rule 7.10 for tie breaking procedures.*

Note: All tie (same numerical score) ranking rules shall be applied in the order listed below.

**15.1 Match** - The term "match" as used in this section refers to all individual, team, and aggregate matches.

**15.2 Numbering of Bullseyes** - For the purpose of ranking tie scores, the bullseye numbers printed on NRA Official targets will be considered to run in consecutive sequence throughout the entire course of fire, even though all targets for an event may not be framed at one time.

### 15.3 Single and Multiple Position Single Aggregate Individual Ties

(a) Tied scores for the first eight places will be broken in the following order:

- (1) The highest score in the last 10 shot series working forward by 10 shot series until the tie is broken.
- (2) The highest numbers of 10's, 9's, 8's, etc.
- (3) The highest number of inner tens.

If any ties remain duplicate awards will be given.

- (b) Ties for the 9th through all remaining award placing will be broken as in Rule 15.3(c) except that if the tie still cannot be broken in this manner, the competitors will be listed with equal rank, in alphabetical order using the competitor's family name. An appropriate number of spaces will be left vacant below the tied position, before the next ranking is listed.
- (c) Ties occurring below the final award-winning place will be listed with equal rank in alphabetical order using the competitors' surnames. An appropriate number of spaces will be left vacant below the tied position before the next rank is listed.

**15.4 NRA/USAS-50 Target** - Ties in matches fired on the NRA/USAS-50 target will be broken as follows:

- (a) By the highest ranking score in the standing position.
- (b) By the highest number of inner tens in the standing position.
- (c) By the highest score on the last numbered bullseye, in the standing position.
- (d) By inner tens on the last numbered bullseye, in the standing position.
- (e) By the highest ranking score on each bullseye applied in inverse order from last to first in the standing position. If still a tie, apply (b) through (e) to the kneeling position, followed by prone position.

**15.5 Aggregate Matches** - The breaking of multiple course aggregate ties will be accomplished as follows:

- (a) By comparison of each course beginning with the last course score and working forward until the tie is broken.
- (b) Highest score by combining the last 10 shot string from each course, working forward by combining 10 shot strings until the tie is broken.
- (c) Greater number of 10's, 9's, 8's, etc. over all courses.
- (d) If any ties remain, duplicate awards will be given.

**15.8 Team Matches** - Ties in team events will be decided by totaling the results of all team members and following the procedures for the individual Rule above (See Rule 15.3).

**15.11 League Ties** - In league type competitions in which standing of teams is determined by number of matches won and lost, ties will be decided by a shoot-off over the same course of fire as used during the league season.

## 16. CHALLENGES AND PROTESTS

**16.1 Challenges** - When a competitor feels that any shot fired by himself or by another competitor has been improperly counted, valued or scored, recorded or added, he may challenge. A challenge fee not to exceed \$3.00 may be charged to all competitors making challenges. The fee will be collected before making the first re-check of the challenged score. If the competitor's challenge is sustained at any point along the line of re-checks, the challenge fee will be returned to him. If the challenge is lost, the challenge fee will be included in the general revenue of the tournament.

A challenge must be made within the challenge time (see Rule 11.6.3). It shall be the challenging competitor's privilege to inspect the target during or following the re-check except when targets are scored in the target pit.

There are two types of challenges: scoring challenges and administrative challenges. Scoring challenges include determination of insufficient or excessive hits, cross-fires, penalty points and the value of shot holes. Administrative challenges relate to the improper recording or transcribing of a score onto a scorecard, scoreboard, result list or bulletin and addition errors.

**16.1.1 Administrative Challenges** - Competitors may request the Chief Statistical Officer to verify addition of scores without payment of a fee. If a competitor discovers a discrepancy between the value marked on a target and the score recorded on a scorecard, scoreboard, result list or bulletin, he may request the Chief Statistical Officer to verify the score. Provided that no scoring challenge is made with respect to the evaluation of the target, the score marked on the target will be considered accurate and the scorecard, scoreboard, result list or bulletin will be corrected.

### 16.1.2 Scoring Challenge

- (a) Targets scored in Statistical Office - The Match Director may require challenges be made in writing. For all scoring challenges except those relating to the value of shot holes, the first re-check will be made by the Chief Statistical Officer, provided he was not involved in the original scoring decision. (If the Chief Statistical Officer was involved in the original decision, the challenge will go directly to the Jury/Official Referee or to a designated Challenge Officer at National Championships.) If after a re-check by the Statistical Officer, the competitor is still dissatisfied, the challenge will go to the Jury/Official Referee or, at National Championships, to a Challenge Officer. The decision of the Jury/Official Referee or Challenge Officer settles the challenge and may not be appealed. When the value of a previously unplugged shot hole is challenged, the Chief Statistical officer will turn the target over to a pair of scorers who will plug the shot, following procedures in 14.3.1 (a), (b), (c). If it is not feasible on the challenge to use a plug, the scorers will follow the same procedures using an engraved overlay. Challenges accepted on previously plugged shots, under 14.3.1(d) will be reevaluated by the Jury/Official Referee or by a Challenge Officer at the National Championships. Decisions of the Jury/Official Referee or Challenge Officer settle the challenge and may not be appealed. Notwithstanding the resolution of challenges by Challenge Officers at National Championships, the Jury may change scores during verification. The Protest/Appeals Jury shall not rule on challenges. (See Rule 11.2.1(b))
- (b) Targets scored on frames in target pits - Competitors must immediately challenge the scoring of any shot on which they disagree with the target marker. It is the duty of the Range Officer to accept the challenge; collect the fee, without comment; direct that no further shots be fired by the competitor until the challenge has been decided; personally telephone the Pit Officer and remain at the firing point until the correct value is signaled from the pit. The Pit Officer shall examine the challenged target carefully, scrutinizing all lines, figures, and wrinkles to locate possible undetected hits using a magnifying glass and/or scoring gauge to detect close doubles, and a scoring gauge as appropriate to resolve close scoring values, before signaling results found. The Pit Officer's decision is final. If the competitor's challenge is sustained, the challenge fee will be returned immediately; otherwise, it is forfeited and turned over to the Statistical Office.

**16.2 Protests** - A competitor may formally protest:

- (a) Any injustice which he feels has been done him except the evaluation of a target, which he may challenge as outlined in Rule 16.1.
- (b) The conditions under which another competitor has been permitted to fire.
- (c) The equipment which another competitor has been permitted to use.

**16.2.1 Authority of Protest Committees** - National Championships protest committees or juries may be established at National Championships to rule on protests arising from activities at those sites (see Rule 11.8). However, the decisions of these special protest committees or juries shall not contravene prior interpretations of the NRA Rules and/or precedents established by the NRA National Protest Committee.

**16.3 How to Protest** - A protest must be initiated immediately upon the occurrence of the protested incident. Failure to comply with the following procedure will automatically void the protest:

- (a) State the complaint orally to the Chief Range or Chief Statistical Officer. If not satisfied with his decision then,
- (b) State the complaint orally to the Official Referee or Jury Chairman. If not satisfied with his decision then,
- (c) File a formal protest in writing with the Official Referee or Jury Chairman stating all the facts in the case. Such written protest must be filed within 12 hours of the occurrence of the protested incident.
- (d) The Official Referee or Jury Chairman will then forward the protest with a complete statement of facts within 48 hours of receipt thereof to the Protest Committee at NRA Headquarters.
- (e) At National Championships, a competitor must state his complaint orally to the Chief Range Officer/Chief Statistical Officer/Chief Pit Officer and if not satisfied with his decision, the competitor must file a written protest with the Match Director. If the competitor is not satisfied with the Match Director's decision on the matter, the Match Director will forward the protest to the Protest/Appeals Jury along with a written statement of his decision. The decision of the Protest/Appeals Jury at the National Championships is final. A protest procedure must begin no later than one hour after the completion of firing for the day. In the case of awards, the protest must begin no later than one half hour after the completion of the awards ceremony.

**16.4 Challenges and Protests in Team Matches** - Must be made by the Team Captain. Team members who believe they have reason to challenge or protest will state the facts to their Team Captain who will make the official challenge or protest if he feels such action is justified.

## 17. NATIONAL RECORDS

*Note: In order for records to be reorganized promptly, National Record Reporting forms must be submitted to NRA by the Statistical Officer of the Tournament, after being certified by the Jury. National Record Reporting forms are mailed to sponsors of NRA Registered Tournaments by NRA Headquarters.*

**17.1 Where Scores for National Records Can Be Fired** - Scores to be recognized as National Records must be fired in NRA Registered Competition as defined in Rule 1.6, or upon request, by members of U.S. Teams at competitions in which world records may be established, such as World Championships, Olympic Games, Pan American Games, Confederation of the Americas Championships, World Air Gun Championships and World Cup Events when fired as a member of such team. National Records must be approved by the NRA before being declared official. National Records may not be established during re-entry matches.

**17.2 Scores Used** - Scores must be complete scores for an entire scheduled match. Stage scores or scores for only part of a match will not be used for records (Scores fired at 50 yards, on proper targets, will be the same as firing at 50 meters).

**17.3 Scores for National Individual Records** - Such scores may be fired in individual matches or in team matches. For recognition as special group records (Open, Service, Civilian, Junior, Sub-Junior, Intermediate Junior, Collegiate, Women) scores may be fired in either open or restricted matches. National Records will be recognized only when the competitor has entered such match.

**17.4 Scores for National Team Records** - For recognition as special group records (Open, Service, Civilian, Junior, Sub-Junior, Intermediate Junior, Collegiate, Women) all members of the team must be members of the special group concerned. National Records will be recognized only when competitors have entered such match. Teams must be bona fide as outlined in Rule 2.11 to 2.18. National Records will not be recognized for pickup teams (teams made up of shooters who do not all represent one of the groups outlined in Rules 2.11 to 2.18).

**17.5 Courses of Fire for Which National Records are Recognized** - National (U.S.) Records will be maintained for individuals and teams in the categories and for the events listed in the chart in the Appendix.

## 18. COMPETITORS' DUTIES AND RESPONSIBILITIES

*Note: The following competitors' duties are in addition to those specified elsewhere throughout these rules.*

**18.1 Discipline** - It is the duty of each competitor to sincerely cooperate with tournament officials in the effort to conduct a safe, efficient tournament. Competitors are expected to promptly call the attention of proper officials to any infraction of rules of safety or good sportsmanship. Failure of a competitor to cooperate in such matters or to give testimony when called upon to do so may result in said competitor being considered as an accessory to the offense.

**18.2 Knowledge of Program** - It is the competitor's responsibility to be familiar with the program. Officials cannot be held responsible for a competitor's failure to obtain and familiarize himself with the program.

**18.3 Eligibility** - It is the competitor's duty to enter only those events for which he is eligible and to enter in the proper classification.

**18.3.1 Competitors Will Score** - Competitors will act as scorers when required to do so by the Match Director or Chief Range Officer, except that no competitor will score his own target.

**18.4 Classification** - It is the competitor's duty to have his current Classification Card in his possession when competing in competition using a classification system unless entering in the Master class. Unclassified competitors may obtain a Score Record Book from the Official Referee, or Tournament Officials.

**18.5 Individual Entries** - In individual matches it is the duty of the competitor to make his own entries on the forms and in the manner prescribed for that tournament. Errors due to illegibility or improper filling out of the forms are solely the competitors' responsibility. The Statistical Office is not required to accept corrections after the entry closing time.

**18.6 Squadding Tickets** - A Match Official will make available and it is the competitor's duty to secure his squadding ticket for each match (or to consult the squadding bulletin) in ample time to permit reporting at the proper time and place to fire each match. It is not the duty of officials to page competitors in order to get them on the firing line. Competitors upon receipt of squadding tickets should inspect them for correctness of competitor's number and noninterference in squadding assignment. Errors should be reported immediately to Statistical Officer.

**18.7 Reporting at Firing Point** - Competitors must report at their assigned firing points when the relay is called by the Range Officer. The proper firearm and ammunition for that particular match must be ready and in safe firing condition. Time will not be allowed for repairs, sight blacking, sight adjustments or search for missing equipment after a relay has been called to the firing line.

**18.8 Timing** - Time for the firing of a string (within the official time limit) is the competitor's responsibility (see Rules 8.4 and 6.11).

**18.9 Loading** - No competitor will load a rifle except at the firing point and after command has been given by the Range Officer.

**18.10 Cease Firing** - When the command **CEASE FIRING** is given by anyone, all firing will immediately cease and competitors will await further commands or instruction to be given by the Range Officer.

**18.11 Checking Bulletin Board and Signing Scorecards** - It is the duty of all individual competitors to check the shot values/and the total score on the score card and to sign the score card at the conclusion of each match. Competitors must promptly check the Preliminary Bulletin Board between and call attention to errors within the time specified at that tournament. Failure to check scores within the time limit results in the penalty of losing the privilege of any further challenge. Failure to sign a scorecard before leaving the firing line results in the loss of both the challenge and protest privilege. In Team Matches, the Team Captain must check and sign score cards. (For procedures on challenges and protests, see Rule 16.)

**18.12 Clearing the Firing Point** - It is the competitor's duty to leave the firing point promptly at the conclusion of his relay. When leaving the firing point, the rifle must be unloaded and an ECI inserted in the barrel until such time the rifle is cased.

**18.13 Checking Bulletin Board** - It is the duty of all individual competitors and Team Captains to check the Bulletin Board between each match. The Statistical Officer must be immediately notified of apparent errors. Official Bulletins must be checked and the Statistical Officer notified of any discrepancies between the Preliminary and Official Bulletins. Match Director's Bulletins on the Bulletin Board have the same effect as conditions printed in a program. It is the duty of competitors to familiarize themselves with all such Official Notices.

**18.14 Score Cards Must be Signed** - When scoring is done at the firing line, the scorer will add the value of the shots, place the total on the score card and sign the card. The competitor checks the value of individual shots, the total, and signs the card. (In case of discrepancy between individual shot value and totals, individual shot value will be accepted as correct.) If a competitor or Team Captain leaves the firing line without signing his card, no protest will be allowed. If the competitor or Team Captain desires to protest, he shall write "protested" on the score card above his signature. Team Captains verify and sign score cards in team matches.

**18.15 Responsibility** - It shall be the competitors' responsibility:

- (a) That all equipment meets all rules and match specifications in any match in which that equipment is to be used.
- (b) That competitor's position conforms to the rules.
- (c) That competitor has full knowledge of the rules under which the match is fired.
- (d) That after due warning of any infraction of existing rules, that competitor shall understand that a repetition thereof shall be the subject of disqualification for that match or tournament.
- (e) When targets are framed by the competitor, to mark and frame the correct target for the specific match and distance. In such a case, shots fired on an incorrect or on a used target are disqualified.
- (f) For firing the correct number of record shots, applicable to the appropriate match, on the appropriate target.

## 19. CLASSIFICATION

**19.1 Classified Competitors** - These competitors are all individuals who are officially classified by the NRA for International Rifle competition, or who have a record of scores fired over courses of fire used for classification (See 19.4) which have been recorded in a Score Record Book.

**19.2 Unclassified Competitor** - This is a competitor who does not have a current NRA classification, either regular or temporary by Score Record Book (Rule 19.14), nor an "Assigned Classification" (Rule 19.6). Such a competitor shall compete in the Master Class.

**19.4 Scores Used for Individual Classification** - Scores to be used for classification and reclassification will be those fired in individual and team matches in both indoor and outdoor NRA competition (except Postal Matches) over the following courses of fire and under the indicated conditions:

- (a) International Smallbore Rifle: Individual 3-Position with 22 caliber rifle, indoor and outdoor.
- (b) International Smallbore Rifle: Individual 3-Position with 22 caliber rifle, indoor for Collegiate only on NRA/USAS-50 target.
- (c) International 300 Meter Rifle: Individual 3-Position with maximum 8 mm (32 caliber) rifle.
- (d) International Air Rifle: Individual standing with caliber .177 rifles, indoor and outdoor.
- (e) International Smallbore Rifle Prone: Individual prone with 22 caliber rifle, outdoor only.

Scores from Sanctioned Leagues (shoulder-to-shoulder or postal) may be recorded during the league firing season in Score Record Books but will be used by the NRA Headquarters only at the end of the league firing season for issue of Official Classification Cards.

*Scores from "ISSF Finals" will not be used for classification.*

**19.4.1 Expanded Classification System for Juniors (Rule 2.3) Only** - A match sponsor may use an expanded or a different classification system for junior shooters. Within that system, coaching may be allowed by the sponsor. However, the scores fired in classes that allow coaching will not be used for National Records or national standings, but shall be reported for NRA classification purposes.

**19.5 Compilation of Scores for International Rifle Classification Averages** - Scores fired in complete matches over the above indoor course will be combined for the "Indoor Classification" and scores fired in complete matches over the above outdoor courses will be combined for the "Outdoor Classification." Scores fired in complete matches over 300 meter or 300 meter reduced courses will be combined for "300 Meter Classification" and scores fired over complete matches with an air rifle will be combined for air rifle classification.

Shots fired without receiving a score will not be used for classification purposes. A cross-fire or disqualified stage or match would not be used for classification purposes.

*For classification purposes - Any cross-fires or disqualifications of a competitor's score should have the corresponding number of shots removed from the "shots fired" part of the SR-1A card, and send in the scores as fired. e.g.: A competitor fires six external cross-fires in a standing match. Reduce the number of shots fired by 6, such as 114 instead of 120. Any act done by a competitor on purpose or unintentionally, that causes him to lose a shot(s), should have the corresponding number of shots reduced from his "shots fired" figure in order to allow that competitor to receive the classification he earned by all the correctly fired shots.*

**19.6 Assigned Classification** - A competitor who has an earned classification (a classification obtained through a Score Record Book or an Official NRA Classification Card) for one type of competition in the grouping listed below will be assigned this same classification in any competition in which he does not already have an earned or assigned classification.

- (a) Indoor 4-Position
- (b) Outdoor 4-Position
- (c) NRA 3-Position Indoor
- (d) NRA 3-Position Outdoor
- (e) Outdoor Prone
- (f) High Power Rifle
- (g) International Smallbore Rifle (Indoor)
- (h) International Smallbore Rifle (Outdoor)
- (i) International 300 Meter Rifle
- (j) International Prone
- (k) International Air Rifle

If the competitor has a classification in more than one type in the list, the higher classification shall be used. In the second tournament in the new type, the competitor will use his Score Record Book rather than an assigned classification.

**19.6.1 Classification for Mixed Programs** - When one or more International matches are included in a conventional tournament as piggyback events, the sponsor may elect to use the classification appropriate to the conventional tournament throughout, in which case the program must so state.

**19.7 Lack of Classification Evidence** - It is the competitor's responsibility to have his NRA Official Classification Card or Score Record Book with required scores for temporary classification (Rules 19.1 and 19.14) and to present classification evidence when required. Any competitor who cannot present such evidence will fire in the Master Class. A competitor's classification will not change during a tournament. A competitor will enter a tournament under the correct classification and fire the entire tournament in that class. Should it be discovered during a tournament that a competitor has entered in a class lower than is appropriate, the tournament records will be corrected to show the correct classification for the entire tournament.

**19.8 Competing In a Higher Class** - Any individual or team may elect, before firing, to compete in a higher classification than the one in which classified. Such individual or team must fire in such higher class throughout the tournament and not revert to earned classification for any event in that tournament.

**19.8.1 Combining Classes** - When there are insufficient entries in any class to warrant an award in that class according to the match program conditions, the individual or team concerned may be moved by the Tournament Match Director to a higher class provided this change is made prior to the individual or team concerned having commenced firing in the tournament.

**19.9 Obsolete Classifications and Scores** - All classifications and scores (including temporary, Rule 19.14) except Master, shall become obsolete if the competitor does not fire in NRA competition at least once during 3 successive calendar years. Master classifications and scores shall become obsolete if the competitor does not fire in NRA competition at least once during 5 successive calendar years. Lifetime Master classifications will not become obsolete.

**19.10 Appeals** - Any competitor having reason to believe they are improperly classified may file an appeal with the NRA stating all essential facts. Such appeals will be reviewed by the NRA Protest Committee.

**19.11 Protests** - Any person who believes that another competitor has been improperly classified may file a protest with the NRA stating all essential facts. Such protests will be reviewed by the NRA Protest Committee.

**19.12 Team Classification** - Teams are classified by computing the team average based on the classification of each firing member of the team. To compute this team average the key in the Team Classification Table for the different classes will be used for both outdoor and indoor competition and the team total divided by the number of firing members of the team. Any fractional figure in the team average of one half or more will place the team in the next higher class. The team average will establish classification of the team as a unit but will not affect in any way the individual classification of team members.

**TEAM CLASSIFICATION TABLE**

<b>Class</b>	<b>Key</b>
Master .....	4
Expert .....	3
Sharpshooter .....	2
Marksman .....	1

**19.13 Reporting Scores** - NRA indoor and outdoor competition (see Rule 1.6) sponsors must report to the NRA all individual and fired team match scores fired over the courses stated in Rule 19.4. Scores fired in individual matches must be reported as aggregate totals, and scores from fired team matches must be reported as separate aggregate totals. Scores from all tournament and sanctioned leagues must be reported by each sponsor no more than 30 days upon completion of the tournament firing schedule.

**19.14 Score Record Book (Temporary Classification)** - A Score Record Book will be obtained by each unclassified competitor from the Official Referee, or Tournament Statistical Office at the time the competitor competes in his first tournament or from the Secretary of a Sanctioned League. He will record all scores fired by himself in all NRA competition (except Postal Matches) until such time as he receives his Official NRA Classification Card. The competitor will total all scores and divide that total by the number of 10 shot strings represented. The average so obtained will determine the competitor's NRA Classification at that time (see Rule 19.15 for average score for each classification).

Individual and team scores fired by the competitor during at least one tournament (Rule 1.1) or from the most recent league match (Rule 1.6(j)) must be posted in the Score Record Book to establish a temporary classification. The Score Record Book will be presented by the holder at all NRA competitions entered until competitor's Official NRA Classification Card becomes effective.

Note: It is the competitor's responsibility to obtain the Score Record Book, enter scores and present it at each tournament until his Official NRA Classification Card becomes effective. When the NRA Classification Card becomes effective the Score Record Book becomes obsolete.

**19.15 Individual Class Averages** - Competitors will be classified as follows and NRA Classification Cards issued accordingly:

**INDOOR INTERNATIONAL SMALLBORE  
RIFLE 3-POSITION**

Master ..... 95.00 and above  
Expert ..... 92.00 to 94.99  
Sharpshooter ..... 88.00 to 91.99  
Marksman ..... Below 88.00

**INDOOR INTERNATIONAL SMALLBORE RIFLE  
3-POSITION (NRA/USAS-50 TARGET)**

Master ..... 95.00 and above  
Expert ..... 92.00 to 94.99  
Sharpshooter ..... 88.00 to 91.99  
Marksman ..... Below 88.00

**OUTDOOR INTERNATIONAL SMALLBORE  
RIFLE 3-POSITION**

Master ..... 95.00 and above  
Expert ..... 92.00 to 94.99  
Sharpshooter ..... 88.00 to 91.99  
Marksman ..... Below 88.00

**INTERNATIONAL SMALLBORE RIFLE PRONE**

Master ..... 98.00 and above  
Expert ..... 96.00 to 97.99  
Sharpshooter ..... 94.00 to 95.99  
Marksman ..... Below 94.00

## INTERNATIONAL 300 METER RIFLE

Master .....	95.50 and above
Expert .....	90.00 to 92.49
Sharpshooter .....	85.00 to 89.99
Marksman .....	Below 85.00

## INTERNATIONAL AIR RIFLE

Master .....	95.00 and above
Expert .....	90.00 to 94.99
Sharpshooter .....	85.00 to 89.99
Marksman .....	Below 85.00

**19.16 Establishing Classification** - A competitor will be officially classified by the NRA when the total score for a minimum of 120 shots (180 for smallbore rifle prone) has been reported for either indoor or outdoor. However, classification averages will be computed only after the total score for a tournament or league has been posted and, therefore, the average may be based on a greater number of shots, but will not be based upon a lesser number. Total scores so reported to the NRA will be posted to the classification system for the competitor concerned. When the scores for the stated minimum number of shots (or more if this minimum is reached during the scores of any tournament or league) have been so posted, the average score per 10-shot string will be computed. The competitor will be sent an Official NRA Classification Card based on the averages so computed and according to the table in Rule 19.15. This classification will become effective the date shown on the card issued by NRA.

**19.17 Reclassification** - A competitor who has been classified by the NRA will be reclassified as follows:

- (a) A record of all completed (see Rule 19.13) NRA Competition (except individual Postal Matches) scores fired by a classified competitor will be maintained in the NRA Headquarters.
- (b) When additional scores, fired subsequent to the tournament date at which the competitor earned his current classification, have been posted for a minimum of: 240 shots smallbore prone, 120 shots air rifle and 240 shots for smallbore and 300 meter position, the competitor's average will be established by dividing the total score by the number of ten (10) shot strings represented. This average will be computed as outlined in Rule 19.16 at the end of the tournament or league in which the minimum of shots, or more, have been posted.
- (c) A competitor who believes his classification is too high may file a written request with the NRA that his classification be lowered. Such a competitor must remain in the class concerned until at least 360 shots, fired subsequent to the effective date of his current classification, have been posted to his record. When the average of such shots places the competitor in a lower class he will be reclassified accordingly. When a competitor has been so classified downward, and thereafter, by scores fired in NRA competition (except NRA Postal Matches) has again earned his former classification, such classification shall become final and the competitor shall retain the earned classification until reclassified into a higher class as outlined in Paragraph (b).
- (d) A reclassified competitor shall be sent a new classification card which will become effective on the date shown on card issued by NRA.

## 20. NRA OFFICIAL REFEREE

**20.1 Eligibility** - Any individual, 21 years of age or older who fulfills the requirements currently in effect may be certified as an Official Referee.

### 20.2 Certification

- (a) To be certified as an Official Referee, applicants must undertake such oral, written or practical examination as the Association may require. Note: The Board of Directors of the Association may be the final judge as to applicant's fitness for certification. Certification may be refused without stating cause.
- (b) Certificates will remain in force for such periods as may be indicated on the face thereof. Certificates may be surrendered by the holder or canceled by the Association at any time without stating cause.
- (c) Re-examination may be required at any time to determine the Official Referee's current ability to meet the requirements.
- (d) Official Referees may be authorized to serve with certain limitations specified in their authorization. Such limitations may be:
  - (1) For a limited time only, or
  - (2) For a special tournament or tournaments, or
  - (3) Within specified territorial boundaries, or
  - (4) For specified types of competition or classes of tournaments.
- (e) Insignia remains the property of the Association and must be returned at the termination of the Official Referee's certification.

### 20.3 Duties: General

- (a) It is the duty of the Official Referee at all times to keep informed of NRA Bylaws, current competitive rules, and match administrative procedures. He must be equipped to act as guide and counselor to every official at a tournament both on the range and in the Statistical Office, but will not give direction except through the Match Director.
- (b) He must be familiar with the various NRA qualification courses and with National Classification Rules.
- (c) He must know the requirements for individual membership in the Association and the general requirements for club affiliation.
- (d) It is his duty to report to National Headquarters any suggestions, criticisms, incidents or trends which, in his opinion, should be considered by the Association in order to promote the best interests of shooting.
- (e) He must at all times and under all circumstances remember that his value as an Official Referee is in direct ratio to his reputation for integrity, impartiality, broad knowledge of the game, courtesy, courage and sobriety. The use of alcoholic beverages while on duty cannot be condoned and their excessive use at any time will be sufficient cause for cancellation of the Official Referee's certificate.

### 20.4 Duties: Before Tournament

Having accepted an assignment to serve, it is the duty of the Official Referee to:

- (a) Familiarize himself with the program.

- (b) Verify, by mail or in person, with the Match Director of the tournament to insure that range and statistical facilities are adequate and in good order and that ample range and statistical personnel have been employed or definitely arranged for.

### **20.5 Duties: During Tournament**

- (a) Observe the functioning of the Statistical Office when first opened to help establish proper registration and squadding procedure. Make sure the Statistical Office has arranged to check all competitors' current classification before issuing competitor's first squadding ticket.
- (b) Inspect target equipment and range personnel in company with the Match Director to insure that range will function properly.
- (c) Consult with Match Director and arrange to have Official Bulletins posted immediately covering any changes or corrections which have been authorized.
- (d) Personally observe scoring and bulletin methods used when targets for the first relay are being scored and call attention to any errors before a faulty method becomes established.
- (e) Remain constantly alert for infractions of safety or competition rules by moving over the range behind the firing line from flank to flank; observing activities of target runners, Range Officers, scorers, statistical clerks and spectators; watching competitors handling their rifles, etc.
- (f) Report immediately to the Match Director any errors in administration or infractions of rules by competitors or personnel, requesting that he have them corrected at once. If the matter is one requiring instant action, the Official Referee should direct whatever action is required and report his action and reason therefore to the Match Director as soon as that officer can be reached.
- (g) In tournaments where situations occur that are not specifically covered by an existing rule or rules, the Referee shall exercise good judgment in ruling for the best interest of the shooting sports and competitors.
- (h) Personally consult with Statistical Officer at the conclusion of tournament to make sure that all bulletins have been properly completed and awards issued in accordance with the tournament program.
- (i) Forward to NRA Headquarters whatever reports may be currently required of him, including National Record Reporting forms, copies of protests, decisions, appeals and all written statements bearing on the case.
- (j) When triggers are weighed, shall weigh or supervise the weighing of triggers.

**20.6 Handling of Challenges and Protests** - Challenges and protests will be handled in the manner provided for in these rules.

**20.7 Assignment to Tournaments** - Official Referees are assigned to tournaments by NRA Headquarters.

**20.8 Official Referee as Competitor** - No Official Referee may compete in any match fired in conjunction with any tournament where he is officiating.

### **20.9 Status of the NRA Official Referee**

- (a) The Official Referee will not give directions to the tournament operating personnel except through the Match Director. In all emergency cases involving the safety of personnel or property, the Official Referee will act immediately and forcefully, taking full responsibility and reporting his action thereafter to the Match Director and to the National Rifle Association when making his tournament report. In the event of a disagreement between match officials, the Official Referee shall prevail at the match with recourse only to the Protest Committee.

- (b) The Official Referee is a representative of the National Rifle Association present at a tournament to interpret the rules and regulations for the benefit of both the tournament officials and the competitors. It is the Referee's duty to see that all such rules and regulations are properly and efficiently enforced. The Referee is not responsible for the actual administration and conduct of the tournament except to enforce the rules and regulations. It is the Referee's duty to make such suggestions and recommendations as are necessary to enable the tournament staff to operate in the most satisfactory manner.

**20.10 NRA Official Jury** - At any Registered Tournament where no Referee is assigned or at any Approved Tournament, the Match Director shall appoint a Jury to be composed of persons who may or may not be competitors in the match, who are recognized as shooters and who are familiar with the NRA rules governing rifle matches. Tournament Officials may not serve as members of the Jury. This Jury shall act on any protest or dispute concerning procedures, equipment or any other question which may arise during the tournament.

## 21. NRA COMPETITION PROGRAMS

*Note: The program for tournaments must describe the conditions of the match, the positions, rifle, caliber of rifle, ammunition, target, ranges, and should cover all the following points:*

### **TOURNAMENT NAME:**

Do not designate State Championship unless authorized by the State Association; Sectional or Regional Championship unless authorized by the NRA.

### **TOURNAMENT DATE(S):**

Date or dates of tournament.

### **SPONSORING ORGANIZATION:**

Name of Club or Association

### **FOR INFORMATION CONCERNING THE TOURNAMENT, WRITE TO:**

Give name and complete address as you want listed in *Coming Events* section of *Shooting Sports USA* notice.

### **DIRECTIONS TO RANGE:**

List directions clearly.

### **RULES:**

The statement that "NRA Rules" shall govern will allow the most liberal conditions found in those rules.

### **COMPETITION OPEN TO:**

Indicate eligibility requirements. See Rule 1.7(c) through 1.7(e). (Tournament sponsors may restrict competition to residents of certain areas; members of certain groups; competitors in certain classification groups; etc., provided such restriction is plainly stated in the program.)

### **REGISTRATION FEE:**

List amount of tournament registration fee to be charged each competitor and what it entitles him to such as brassard, competitor number badge, etc., and a copy of the Official Bulletin.

### **ENTRIES:**

List name and address of person to whom entries should be mailed.

### **ENTRY FEE:**

State amount per match (team and individual).

### **ENTRIES CLOSE:**

State date and time.

### **POST ENTRIES:**

Show that Post Entries will or will not be accepted, closing time and fee.

**APPENDIX  
NRA COMPETITION TOURNAMENT PROGRAMS**

*NOTE: The program for tournaments must describe the conditions of the match, the positions, rifle, caliber of rifle, ammunition, target, range and should cover all the following points:*

**TOURNAMENT NAME:**

Do not designate "State Championship" unless authorized by the State Association; "Sectional" or "NRA Junior Olympic State Championship" unless authorized by the NRA.

**TOURNAMENT DATE(S):**

Date or dates of tournament.

**SPONSORING ORGANIZATION:**

Name of Club or Association.

**FOR INFORMATION CONCERNING THE TOURNAMENT WRITE TO:**

Give name and complete address as you want it listed in Coming Events notice.

**DIRECTIONS TO RANGE:**

List directions clearly, add map sketch if possible.

**RULES:**

The statement that "NRA International Rifle Rules shall govern" will allow the most liberal conditions found in those Rules.

**COMPETITION OPEN TO:**

Indicate eligibility requirements. See Rule 1.7(c) thru 1.7(e). (Tournament sponsors may restrict competition to residents of certain areas; members of certain groups; competitors in certain classification groups; etc., provided such restriction is plainly stated in program.)

**REGISTRATION FEE:**

List amount of tournament registration fee to be charged each competitor and what it entitles him to, such as brassard, competitor number, etc. and a copy of the Official Bulletin.

**ENTRY FEE:**

State amount per match (team and individual).

**ENTRIES:**

List name and address of person to whom entries should be mailed.

**ENTRIES CLOSE:**

State date and time.

**POST ENTRIES:**

Show that Post Entries will or will not be accepted, closing time and fee.

**ENTRY LIMIT:**

International Rifle

State number of entries that will be accepted.

**FIRING STARTS:**

State hour first relay of first match will begin each day.

**CLASSIFICATION OF COMPETITORS:**

See General Regulations. If NRA Classification System is not used or if classes are combined, list details.

**AWARDS:**

List schedule of awards for individual and team matches. Specify method, time and place of issuing awards.

**MATCH SCHEDULE AND CONDITIONS:**

Give complete details on course of fire, type of sights, rifle or pistol, caliber of firearm, any special conditions approved for the tournament such as time limits less than maximum, etc.

**GENERAL INFORMATION:**

List eating facilities, housing facilities, etc.

**GENERAL REGULATIONS FOR NRA SANCTIONED TOURNAMENTS**

*Tournament sponsors must follow these Regulations as directed by Rule 1.4. They provide standard procedures required for the sanctioning of NRA Tournaments, establishing of fee structures, awards, reporting, cancellation, NRA membership requirements, and other items involved with NRA Sanctioned Tournaments, both Registered and Approved.*

**A. GENERAL REGULATIONS GOVERNING NRA APPROVED TOURNAMENTS**

**1. SANCTION OF NRA APPROVED TOURNAMENT(S):** To obtain approval of tournaments, the following steps must be taken by the sponsoring organization in advance of the tournament date.

- (a) Send NRA your completed applications and draft copies of your completed programs a minimum of 30 days in advance of the tournament date.
- (b) If the above is not done, the NRA reserves the right to cancel its sanction of the tournament.
- (c) In order to be listed once in the Coming Events section of *Shooting Sports U.S.A.*, your applications and programs must be sanctioned by the Competitions Division by the 15th of the month, three months before the month of issue. If you desire publicity in more than one issue, an additional month's notice must be allowed for each monthly listing.

**2. GRANTING OF "APPROVED" SANCTION:** As soon as the tournament is granted Approved sanction, one copy of the signed application, an Official Sanction Poster, and a corrected (if necessary) copy of the draft program will be returned to the sponsor. These items provide the authority to the sponsor to conduct the tournament. All changes and information provided in the approved draft program must appear in the final printed program. No major changes in courses of fire, number of matches, etc., may be made unless NRA is notified. This may be done in writing if time permits, or by including a copy of the Match Director's Bulletin (which makes the changes) with the final results of the tournament.

**3. TOURNAMENT CANCELLATION:** If a tournament is canceled, NRA must be notified immediately.

**4. CLASSIFICATION OF COMPETITORS:** The NRA Classification System may be used, but is not required.

**5. COURSES OF FIRE IN APPROVED TOURNAMENTS, FOR CLASSIFICATION USE:** Courses of fire which may be used for classification are listed in Rule 19.4. It is not required that these specific courses of fire be used in

Approved Tournaments, but, if the scores are to be used for classification, they must be used.

**6. AWARDS:** All awards are furnished by the sponsor. The minimum award schedule must include only the Tournament Winner, that person/team firing the highest score regardless of classification or category. The method, time, and place of issuance of awards is at the option of the sponsor with due notice to the competitors in the tournament program.

**7. ENTRY FEES:**

- (a) NRA Registration Fee: A fee of **\$4.50** per competitor is charged by the NRA for Approved Tournaments.
- (b) Sponsor Entry Fees: The amount of these fees is determined by the sponsor, and must be stated in the program separately from the NRA Registration Fees.

**8. TOURNAMENT OFFICIALS AS COMPETITORS:** Officials may compete in Approved Tournaments.

**9. (Blank)**

**10. NRA MEMBERSHIP:** NRA membership is not required for participation in NRA Approved Tournaments. However, sponsors may elect to restrict those persons entering the tournament to NRA members only, if they wish to do so.

**11. REPORTS TO NRA:** The Match Director is responsible for making certain that the following reports are forwarded to NRA within 30 days of firing. See Rule 19.13.

- (a) An SR-1A (International) card for each competitor showing the total number of shots fired in individual matches and a total score; the total number of shots fired in Fired Team Matches, and the total score of the fired team match(es). The NRA membership ID number must be indicated on each card for classified competitors and NRA members who are not yet classified. Score Reporting cards are available free of charge upon request in packs of 50.
- (b) A registration fee reporting form, and remittance of **\$4.50** per competitor.
- (c) A copy of any special Match Director's Bulletins.

**B. GENERAL REGULATIONS  
GOVERNING NRA REGISTERED TOURNAMENTS**

*The following Regulations are established to provide standard procedures for all Registered Tournaments except Regional, Sectional, and National Championships. State Championships MUST be approved and recognized by the State Association (Rule 1.6).*

**1. SANCTION OF NRA REGISTERED TOURNAMENT(S):** To obtain approval of tournaments, the following steps must be taken by the sponsoring organization in advance of the tournament date.

- (a) Send NRA your completed applications and draft copies of your completed programs a minimum of **45 days** in advance of the tournament date.
- (b) If the above is not done, the NRA reserves the right to cancel its sanction of the tournament.
- (c) In order to be listed once in the Coming Events section of *Shooting Sports U.S.A.*, your application and programs must be sanctioned by the Competitions Division by the 15th of the month, two months before the month of issue. If you desire publicity in more than one issue (up to a maximum of 6 months), an additional month's notice must be allowed for each monthly listing.

**2. GRANTING OF "REGISTERED" SANCTION:** As soon as the tournament is granted Registered sanction, one copy of the signed application, program, and an Official Sanction Poster, will be returned to the sponsor. In cases where a Referee is assigned, the Official Poster will be mailed after the Referee assignment is made, and the sponsor will be notified of the identity of the Referee at the same time. All changes and information provided in the approved draft program must appear in the final printed program. No major changes such as courses of fire,

number of matches, etc., may be made unless NRA is notified. This may be done in writing if time permits, or by including a copy of the Match Director's Bulletin (which makes the changes) with the final results of the tournament.

**3. TOURNAMENT CANCELLATION:** If a tournament is canceled, NRA must be notified immediately.

**4. CLASSIFICATION OF COMPETITORS:** The NRA classification or category system must be used in Registered Tournaments. Sponsors may use an expanded classification system when large numbers of marksman or unclassified competitors are entered. (Samples available from Assistant Director's Office, Education & Training Division.)

**5. COURSES OF FIRE IN REGISTERED TOURNAMENTS, NATIONAL RECORDS AND CLASSIFICATIONS:** National Records may be set only in Registered Tournaments using courses of fire specified in Rule 17.5. Courses of fire which are used for classification are specified in Rule 19.4.

**6. AWARDS:** All awards are furnished by the sponsor. The method, time and place of issuance of awards is at the option of the sponsor with due notice to the competitors in the tournament program. In Registered Tournaments, the minimum award schedule must consist of the following:

(a) Individual Match Awards Required:

1. **Winner** in each individual fired match and in each aggregate, awarded to the competitor with the highest total score. Match winners may not receive a class award, but must be counted in with other members of that class to determine the number of class awards.
2. High Scoring Competitor in each class in each match. Classes may be combined because of low entry, but the manner in which such combinations are made must be clearly stated in the program.

(b) *Team Awards Required:* (if there are team matches in the program) Winning Team of each team match; the team firing highest total score in the match.

**7. ENTRY FEES:**

(a) *NRA Registration Fee:* A fee of **\$5.50** per competitor is charged by the NRA for Registered Tournaments.

(b) *Sponsor Entry Fees:* The amount of these fees is determined by the sponsor, and must be stated in the program separately from the NRA Registration Fees.

**8. TOURNAMENT OFFICIALS AS COMPETITORS:** Officials may compete in Approved, Registered, State and Regional Tournaments. National Championship officials may not compete.

**9. NRA REFEREE:** An NRA Official Referee may be assigned to NRA Sectional, Regional, or State Championships. When a Referee is not present the Match Director will appoint a 3-member Jury.

**10. NRA MEMBERSHIP:** NRA membership is encouraged but not required of all competitors in a Registered Tournament. Sponsors may accept NRA membership applications and fees from non-members who wish to enter the tournament.

**11. REPORTS TO NRA:** The Match Director is responsible for making certain that the following reports are forwarded to NRA within 30 days of firing. See Rule 19.13

(a) An SR-1A (International) card for each competitor showing the total number of shots fired in individual matches and a total score; the total number of shots fired in Fired Team Matches, and the total score of the fired team match(es). The NRA membership ID number, applicable, must be indicated on each card. Score Reporting cards are available free of charge upon request in packs of 50.

(b) A registration fee reporting form, and remittance of **\$5.50** per competitor.

(c) A copy of any special Match Director's Bulletins.

(d) A completed National Record Reporting form, even if no National Records were set.

(e) Two complete sets of "Official Final Results Bulletin of Standings" for the tournament.

**12. FINAL RESULTS BULLETIN:** A copy of the Official FINAL RESULTS BULLETIN must be sent within 30 days to each competitor participating in the tournament.

*NOTE: The requirement to get the final results bulletin to competitors within 30 days may be met by posting the results on an internet website, provided the competitors can download and/or print a paper copy. Sponsors who post electronic results will provide the competitors with the website address and must provide a paper copy to competitors upon request.*

### **NRA QUALIFICATION SHOOTING**

Shooters always like some means by which they can measure their ability and progress. Whether the shooting is done at home, at the club range or in a tournament, there is greater satisfaction in achieving a previously set goal than just practicing. There are qualification courses for many types of shooting with fine awards within the reach of every shooter.

For specific information, direct your questions to the NRA Education and Training Division, 11250 Waples Mill Rd., Fairfax, VA 22030.

### **THE DISTINGUISHED INTERNATIONAL SHOOTER BADGE**

The United States Distinguished International Shooter Badge is awarded by The Corporation for the Promotion of Rifle Practice and Firearms Safety to members of United States shooting teams under the provisions of Army Regulation 672-5-1, as changed, in the Olympic Games, World Shooting Championships, World Moving Target Championships, World Air Gun Championships, Pan American Games and the Championships of the Americas.

Request for eligibility requirements should be addressed to the Director of Civilian Marksmanship, P. O. Box 576, Port Clinton, OH 43452.

Event	Open		Service		Civilian		Women		Junior		Inter-Junior		Sub-Junior		Collegiate		Senior	
	3 member	3 member	3 member	3 member	3 member	3 member	3 member	3 member	3 member	3 member	3 member	3 member	3 member	3 member	3 member	3 member	3 member	3 member
	Indiv.	Team	Indiv.	Team	Indiv.	Team	Indiv.	Team	Indiv.	Team	Indiv.	Team	Indiv.	Team	Indiv.	Team	Indiv.	Team
Free Rifle 300 M/Yds. 3 X 40	X	X	X	X	X	X											X	X
Free Rifle 300 M/Yds. Prone 60 shots	X	X	X	X	X	X											X	X
Free Rifle 300 M/Yds Prone 40 shots	X	X	X	X	X	X											X	X
Free Rifle 300 M/Yds. Kneeling 40 shots	X	X	X	X	X	X											X	X
Free Rifle 300 M/Yds. Standing 40 shots	X	X	X	X	X	X											X	X
Big Bore Standard Rifle (Army) 300 M/Yds. 3 X 20	X	X	X	X	X	X											X	X
Smallbore Free Rifle 50 M/Yds. 3 X 40	X	X	X	X	X	X	X	X	X	X	X	X	X	X	X	X	X	X
Smallbore Free Rifle, Kneeling 50 M/Yds. 40 shots	X	X	X	X	X	X	X	X	X	X	X		X		X	X	X	X
Smallbore Free Rifle, Standing 50 M/Yds. 40 shots	X	X	X	X	X	X	X	X	X	X	X		X		X	X	X	X
Smallbore Free Rifle, English 50 M/Yds. 60 shots	X	X	X	X	X	X	X	X	X	X	X	X	X	X	X	X	X	X
Women's Sport Rifle 50 M/Yds. 3 X 20							X	X	X	X	X	X	X	X	X	X	X	X
Women's Sport Rifle Prone 50 M/Yds. 60 shots							X	X	X	X	X	X	X	X	X	X	X	X
Smallbore Free Rifle Indoor 50 M 3 X 40	X	X	X	X	X	X	X	X	X	X	X	X	X	X	X	X	X	X
Smallbore Free Rifle, Standing Indoor 50 M. 40 shots	X	X	X	X	X	X	X	X	X	X	X	X	X	X	X	X	X	X
Smallbore Free Rifle, Kneeling Indoor 50 M. 40 shots	X	X	X	X	X	X	X	X	X	X	X	X	X	X	X	X	X	X
Smallbore Free Rifle, Prone Indoor 50 M. 60 shots	X	X	X	X	X	X	X	X	X	X	X	X	X	X	X	X	X	X
Women's Sport Rifle Indoor 50 M. 3 X 20							X	X	X	X	X	X	X	X	X	X	X	X
•Indoor NRA/USAS-50 and AR Target																4 Mbr Team	X	4 Mbr Team
Air Rifle 60 shots	X	X	X	X	X	X	X		X	X	X	X	X	X	X	X	X	X
Air Rifle, (Women) 40 shots, (Men)							X	X	X (w) X (m)	X	X	X	X	X	X	X	X	X
		4 Mbr Team		4 Mbr Team		4 Mbr Team	X									4 Mbr Team		4 Mbr Team
Smallbore Free Rifle Indoor 50 Ft. 3 X 20	X	X	X	X	X	X	X	X	X	X	X	X	X	X	X	X	X	X
Smallbore Free Rifle Indoor 50 Ft. 3 X 40	X	X	X	X	X	X	X	X	X	X	X	X	X	X	X	X	X	X
Smallbore Free Rifle, Kneeling Indoor 50 Ft. 40 shots	X		X		X		X		X		X		X		X		X	X
Smallbore Free Rifle, Standing Indoor 50 Ft. 40 shots	X		X		X		X		X		X		X		X		X	X
Women's Sport Rifle Indoor 50 Ft. 3 X 20							X	X	X	X	X	X	X	X	X	X	X	X

International Rifle